

# School District No. 35 (Langley)

## Long Range Facilities Plan

### Appendix A



## Table of Contents

EXECUTIVE SUMMARY	E.1
<b>APPENDIX A – SCHOOL FACILITIES – TECHNICAL APPENDIX .....</b>	<b>2</b>
<b>APPENDIX A – SCHOOL FACILITIES – ALDERGROVE SECONDARY SCHOOL .....</b>	<b>3</b>
ALDERGROVE SECONDARY - ASSESSMENT .....	3
Historical and Projected Enrolments Capacity and Utilization.....	3
Facility Condition Assessment .....	4
Seismic Risk Assessment .....	4
Five Year Capital Plan .....	4
<b>APPENDIX A – SCHOOL FACILITIES – ALEX HOPE ELEMENTARY SCHOOL .....</b>	<b>5</b>
ALEX HOPE ELEMENTARY - ASSESSMENT .....	5
Historical and Projected Enrolments Capacity and Utilization.....	5
Facility Condition Assessment .....	6
Seismic Risk Assessment .....	6
Five Year Capital Plan .....	6
<b>APPENDIX A – SCHOOL FACILITIES – ALICE BROWN ELEMENTARY SCHOOL .....</b>	<b>7</b>
ALICE BROWN ELEMENTARY - ASSESSMENT .....	7
Historical and Projected Enrolments Capacity and Utilization.....	7
Facility Condition Assessment .....	8
Seismic Risk Assessment .....	8
Five Year Capital Plan .....	8
<b>APPENDIX A – SCHOOL FACILITIES – BELMONT ELEMENTARY SCHOOL .....</b>	<b>9</b>
BELMONT ELEMENTARY - ASSESSMENT .....	9
Historical and Projected Enrolments Capacity and Utilization.....	9
Facility Condition Assessment .....	10
Seismic Risk Assessment .....	10
Five Year Capital Plan .....	10
<b>APPENDIX A – SCHOOL FACILITIES – BETTY GILBERT MIDDLE SCHOOL .....</b>	<b>11</b>
BERRY GILBERT MIDDLE - ASSESSMENT .....	11
Historical and Projected Enrolments Capacity and Utilization.....	11
Facility Condition Assessment .....	12
Seismic Risk Assessment .....	12
Five Year Capital Plan .....	12
<b>APPENDIX A – SCHOOL FACILITIES – BLACKLOCK ELEMENTARY SCHOOL .....</b>	<b>13</b>
BLACKLOCK ELEMENTARY - ASSESSMENT .....	13
Historical and Projected Enrolments Capacity and Utilization.....	13

## Table of Contents

Facility Condition Assessment .....	14
Seismic Risk Assessment .....	14
Five Year Capital Plan .....	14
<b>APPENDIX A – SCHOOL FACILITIES – BROOKSWOOD SECONDARY SCHOOL .....</b>	<b>15</b>
BROOKSWOOD SECONDARY - ASSESSMENT .....	15
Historical and Projected Enrolments Capacity and Utilization.....	15
Facility Condition Assessment .....	16
Seismic Risk Assessment .....	16
Five Year Capital Plan .....	16
<b>APPENDIX A – SCHOOL FACILITIES – COGHLAN FUNDAMENTAL ELEMENTARY SCHOOL .....</b>	<b>17</b>
COGHLAN FUNDAMENTAL ELEMENTARY - ASSESSMENT .....	17
Historical and Projected Enrolments Capacity and Utilization.....	17
Facility Condition Assessment .....	18
Seismic Risk Assessment .....	18
Five Year Capital Plan .....	18
<b>APPENDIX A – SCHOOL FACILITIES – DOROTHY PEACOCK ELEMENTARY SCHOOL ...</b>	<b>19</b>
DOROTHY PEACOCK ELEMENTARY - ASSESSMENT .....	19
Historical and Projected Enrolments Capacity and Utilization.....	19
Facility Condition Assessment .....	20
Seismic Risk Assessment .....	20
Five Year Capital Plan .....	20
<b>APPENDIX A – SCHOOL FACILITIES – DOUGLAS PARK ELEMENTARY SCHOOL .....</b>	<b>21</b>
DOUGLAS PARK ELEMENTARY - ASSESSMENT .....	21
Historical and Projected Enrolments Capacity and Utilization.....	21
Facility Condition Assessment .....	22
Seismic Risk Assessment .....	22
Five Year Capital Plan .....	22
<b>APPENDIX A – SCHOOL FACILITIES – D.W. POPPY SECONDARY SCHOOL .....</b>	<b>23</b>
D.W. POPPY SECONDARY - ASSESSMENT .....	23
Historical and Projected Enrolments Capacity and Utilization.....	23
Facility Condition Assessment .....	24
Seismic Risk Assessment .....	24
Five Year Capital Plan .....	24
<b>APPENDIX A – SCHOOL FACILITIES – FORT LANGLEY ELEMENTARY SCHOOL .....</b>	<b>25</b>
FORT LANGLEY ELEMENTARY - ASSESSMENT .....	25
Historical and Projected Enrolments Capacity and Utilization.....	25
Facility Condition Assessment .....	26
Seismic Risk Assessment .....	26

## Table of Contents

Five Year Capital Plan .....	26
<hr/>	
<b>APPENDIX A – SCHOOL FACILITIES – GLENWOOD ELEMENTARY SCHOOL .....</b>	<b>27</b>
GLENWOOD ELEMENTARY - ASSESSMENT .....	27
Facility Condition Assessment .....	28
Seismic Risk Assessment .....	28
Five Year Capital Plan .....	28
<hr/>	
<b>APPENDIX A – SCHOOL FACILITIES – GORDON GREENWOOD ELEMENTARY SCHOOL</b>	
<b>29</b>	
GORDON GREENWOOD ELEMENTARY - ASSESSMENT .....	29
Facility Condition Assessment .....	30
Seismic Risk Assessment .....	30
Five Year Capital Plan .....	30
<hr/>	
<b>APPENDIX A – SCHOOL FACILITIES – H.D. STAFFORD MIDDLE SCHOOL .....</b>	<b>31</b>
H.D. STAFFORD MIDDLE - ASSESSMENT .....	31
Facility Condition Assessment .....	32
Seismic Risk Assessment .....	32
Five Year Capital Plan .....	32
<hr/>	
<b>APPENDIX A – SCHOOL FACILITIES – JAMES HILL ELEMENTARY SCHOOL .....</b>	<b>33</b>
JAMES HILL ELEMENTARY - ASSESSMENT .....	33
Facility Condition Assessment .....	34
Seismic Risk Assessment .....	34
Five Year Capital Plan .....	34
<hr/>	
<b>APPENDIX A – SCHOOL FACILITIES – JAMES KENNEDY ELEMENTARY SCHOOL .....</b>	<b>35</b>
JAMES KENNEDY ELEMENTARY - ASSESSMENT .....	35
Facility Condition Assessment .....	36
Seismic Risk Assessment .....	36
Five Year Capital Plan .....	36
<hr/>	
<b>APPENDIX A – SCHOOL FACILITIES – LANGLEY FINE ARTS SCHOOL .....</b>	<b>37</b>
LANGLEY FINE ARTS - ASSESSMENT .....	37
Facility Condition Assessment .....	38
Seismic Risk Assessment .....	38
Five Year Capital Plan .....	38
<hr/>	
<b>APPENDIX A – SCHOOL FACILITIES – LANGLEY FUNDAMENTAL ELEMENTARY</b>	
<b>SCHOOL .....</b>	<b>39</b>
LANGLEY FUNDAMENTAL ELEMENTARY - ASSESSMENT .....	39
Facility Condition Assessment .....	40
Seismic Risk Assessment .....	40
Five Year Capital Plan .....	40

## Table of Contents

<b>APPENDIX A – SCHOOL FACILITIES – LANGLEY FUNDAMENTAL MIDDLE SECONDARY SCHOOL .....</b>	<b>41</b>
LANGLEY FUNDAMENTAL MIDDLE SECONDARY - ASSESSMENT .....	41
Facility Condition Assessment .....	42
Seismic Risk Assessment .....	42
Five Year Capital Plan .....	42
<b>APPENDIX A – SCHOOL FACILITIES – LANGLEY MEADOWS ELEMENTARY SCHOOL...43</b>	
LANGLEY MEADOWS ELEMENTARY - ASSESSMENT .....	43
Facility Condition Assessment .....	44
Seismic Risk Assessment .....	44
Five Year Capital Plan .....	44
<b>APPENDIX A – SCHOOL FACILITIES – LANGLEY SECONDARY SCHOOL .....</b>	<b>45</b>
LANGLEY SECONDARY - ASSESSMENT .....	45
Facility Condition Assessment .....	46
Seismic Risk Assessment .....	46
Five Year Capital Plan .....	46
<b>APPENDIX A – SCHOOL FACILITIES – NICOMEKL ELEMENTARY SCHOOL.....47</b>	
NICOMEKL ELEMENTARY - ASSESSMENT .....	47
Facility Condition Assessment .....	48
Seismic Risk Assessment .....	48
Five Year Capital Plan .....	48
<b>APPENDIX A – SCHOOL FACILITIES – NOEL BOOTH ELEMENTARY SCHOOL.....49</b>	
NOEL BOOTH ELEMENTARY - ASSESSMENT .....	49
Facility Condition Assessment .....	50
Seismic Risk Assessment .....	50
Five Year Capital Plan .....	50
<b>APPENDIX A – SCHOOL FACILITIES – NORTH OTTER ELEMENTARY SCHOOL.....51</b>	
NORTH OTTER ELEMENTARY - ASSESSMENT .....	51
Facility Condition Assessment .....	52
Seismic Risk Assessment .....	52
Five Year Capital Plan .....	52
<b>APPENDIX A – SCHOOL FACILITIES – PARKSIDE CENTENNIAL ELEMENTARY SCHOOL</b>	
<b>53</b>	
PARKSIDE CENTENNIAL ELEMENTARY - ASSESSMENT .....	53
Facility Condition Assessment .....	54
Seismic Risk Assessment .....	54
Five Year Capital Plan .....	54

## Table of Contents

<b>APPENDIX A – SCHOOL FACILITIES – PETERSON ROAD ELEMENTARY SCHOOL.....</b>	<b>55</b>
PETERSON ROAD ELEMENTARY - ASSESSMENT .....	55
Facility Condition Assessment .....	56
Seismic Risk Assessment .....	56
Five Year Capital Plan .....	56
<b>APPENDIX A – SCHOOL FACILITIES – R.C. GARNETT ELEMENTARY SCHOOL .....</b>	<b>57</b>
R.C. GARNETT ELEMENTARY - ASSESSMENT .....	57
Facility Condition Assessment .....	58
Seismic Risk Assessment .....	58
Five Year Capital Plan .....	58
<b>APPENDIX A – SCHOOL FACILITIES – R.E. MOUNTAIN SECONDARY SCHOOL .....</b>	<b>59</b>
R.E. MOUNTAIN SECONDARY - ASSESSMENT .....	59
Facility Condition Assessment .....	60
Seismic Risk Assessment .....	60
Five Year Capital Plan .....	60
<b>APPENDIX A – SCHOOL FACILITIES – SHORTREED ELEMENTARY SCHOOL .....</b>	<b>61</b>
SHORTREED ELEMENTARY - ASSESSMENT .....	61
Facility Condition Assessment .....	62
Seismic Risk Assessment .....	62
Five Year Capital Plan .....	62
<b>APPENDIX A – SCHOOL FACILITIES – TOPHAM ELEMENTARY SCHOOL .....</b>	<b>63</b>
TOPHAM ELEMENTARY - ASSESSMENT .....	63
Facility Condition Assessment .....	64
Seismic Risk Assessment .....	64
Five Year Capital Plan .....	64
<b>APPENDIX A – SCHOOL FACILITIES – UPLANDS ELEMENTARY SCHOOL .....</b>	<b>65</b>
UPLANDS ELEMENTARY - ASSESSMENT .....	65
Facility Condition Assessment .....	66
Seismic Risk Assessment .....	66
Five Year Capital Plan .....	66
<b>APPENDIX A – SCHOOL FACILITIES – WALNUT GROVE SECONDARY SCHOOL .....</b>	<b>67</b>
WALNUT GROVE SECONDARY - ASSESSMENT .....	67
Facility Condition Assessment .....	68
Seismic Risk Assessment .....	68
Five Year Capital Plan .....	68
<b>APPENDIX A – SCHOOL FACILITIES – WEST LANGLEY ELEMENTARY SCHOOL .....</b>	<b>69</b>
WEST LANGLEY ELEMENTARY - ASSESSMENT .....	69

Error! Reference source not found.



## Table of Contents

Facility Condition Assessment .....	70
Seismic Risk Assessment .....	70
Five Year Capital Plan .....	70
<hr/>	
<b>APPENDIX A – SCHOOL FACILITIES – WILLOUGHBY ELEMENTARY SCHOOL .....</b>	<b>71</b>
WILLOUGHBY ELEMENTARY - ASSESSMENT .....	71
Facility Condition Assessment .....	72
Seismic Risk Assessment .....	72
Five Year Capital Plan .....	72
<hr/>	
<b>APPENDIX A – SCHOOL FACILITIES – WIX-BROWN ELEMENTARY SCHOOL .....</b>	<b>73</b>
WIX-BROWN ELEMENTARY - ASSESSMENT .....	73
Facility Condition Assessment .....	74
Seismic Risk Assessment .....	74
Five Year Capital Plan .....	74

---

## APPENDIX A – SCHOOL FACILITIES – TECHNICAL APPENDIX

---



## APPENDIX A – SCHOOL FACILITIES – ALDERGROVE SECONDARY SCHOOL

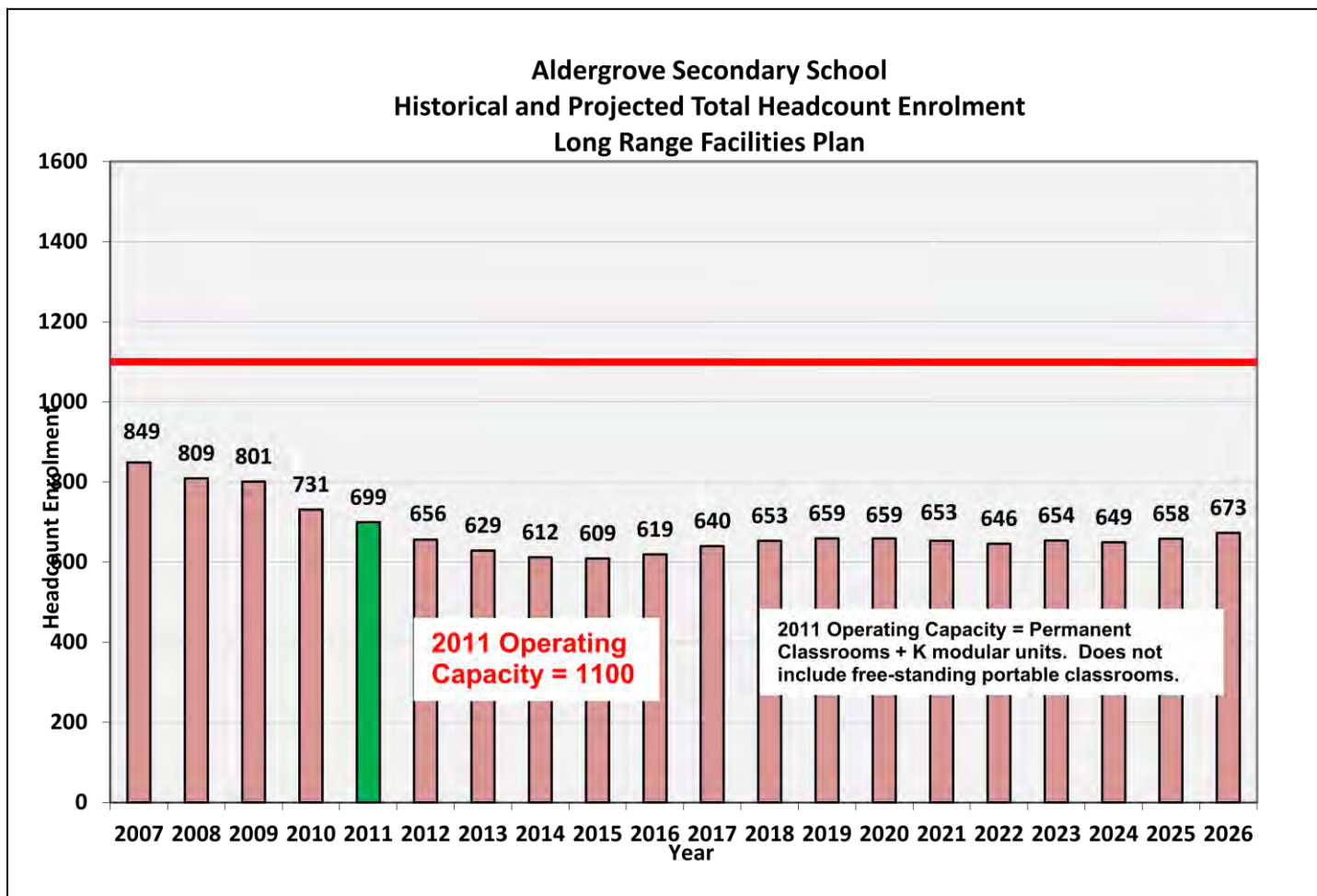
### ALDERGROVE SECONDARY - ASSESSMENT

#### Historical and Projected Enrolments Capacity and Utilization

Aldergrove Secondary had a September 30, 2011 headcount enrolment of 699 students and a 2011 operating capacity of 1100 students. The school has surplus capacity.

Aldergrove Secondary's projected 2016 headcount enrolment is 619 students. With a 2011 operating capacity of 1100 students, the school is projected to have surplus capacity.

Aldergrove Secondary's projected 2021 headcount enrolment is 653 students. With a 2011 operating capacity of 1100 students, the school is projected to have surplus capacity.



---

### **Facility Condition Assessment**

Aldergrove Secondary had a 2012 Facilities Condition Index (FCI) index rating of 0.35, which equates to a Poor rating.

### **Seismic Risk Assessment**

The Ministry of Education 2012 Seismic Risking Rating for Aldergrove Secondary is Medium.

### **Five Year Capital Plan**

No major capital projects were identified for the school in the District's last Five Year Capital Plan submitted in June 2010.

## APPENDIX A – SCHOOL FACILITIES – ALEX HOPE ELEMENTARY SCHOOL

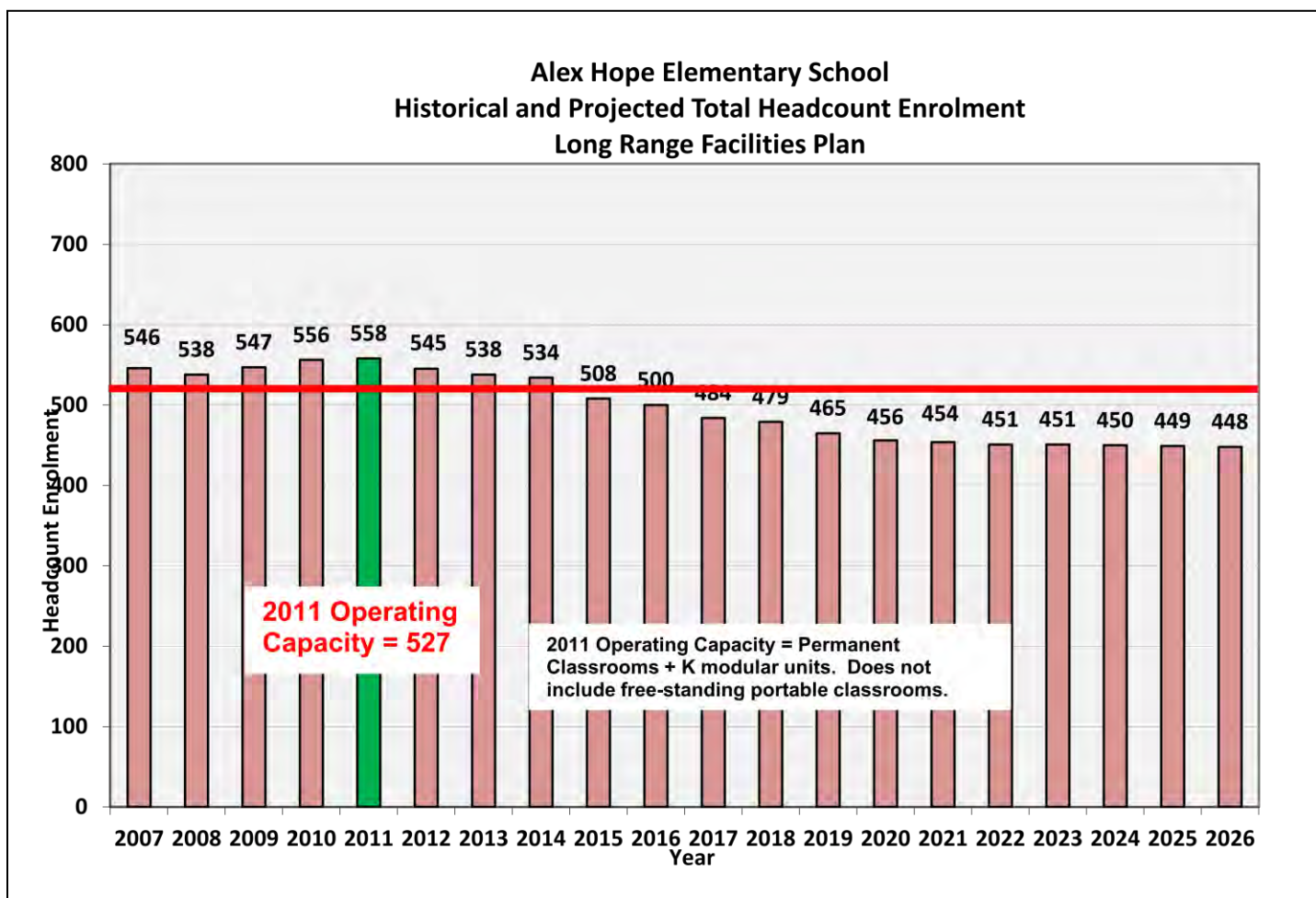
### ALEX HOPE ELEMENTARY - ASSESSMENT

#### Historical and Projected Enrolments Capacity and Utilization

Alex Hope Elementary had a September 30, 2011 headcount enrolment of 558 students and a 2011 operating capacity of 527 students. The school is over capacity.

Alex Hope Elementary's projected 2016 headcount enrolment is 500 students. With a 2011 operating capacity of 527 students, the school is projected to have surplus capacity.

Alex Hope Elementary's projected 2021 headcount enrolment is 454 students. With a 2011 operating capacity of 527 students, the school is projected to have surplus capacity.



---

### **Facility Condition Assessment**

Alex Hope Elementary had a 2012 Facilities Condition Index (FCI) index rating of 0.18, which equates to an Average rating.

### **Seismic Risk Assessment**

The Ministry of Education 2012 Seismic Risking Rating for Alex Hope Elementary is Low.

### **Five Year Capital Plan**

No major capital projects were identified for the school in the District's last Five Year Capital Plan submitted in June 2010.

## APPENDIX A – SCHOOL FACILITIES – ALICE BROWN ELEMENTARY SCHOOL

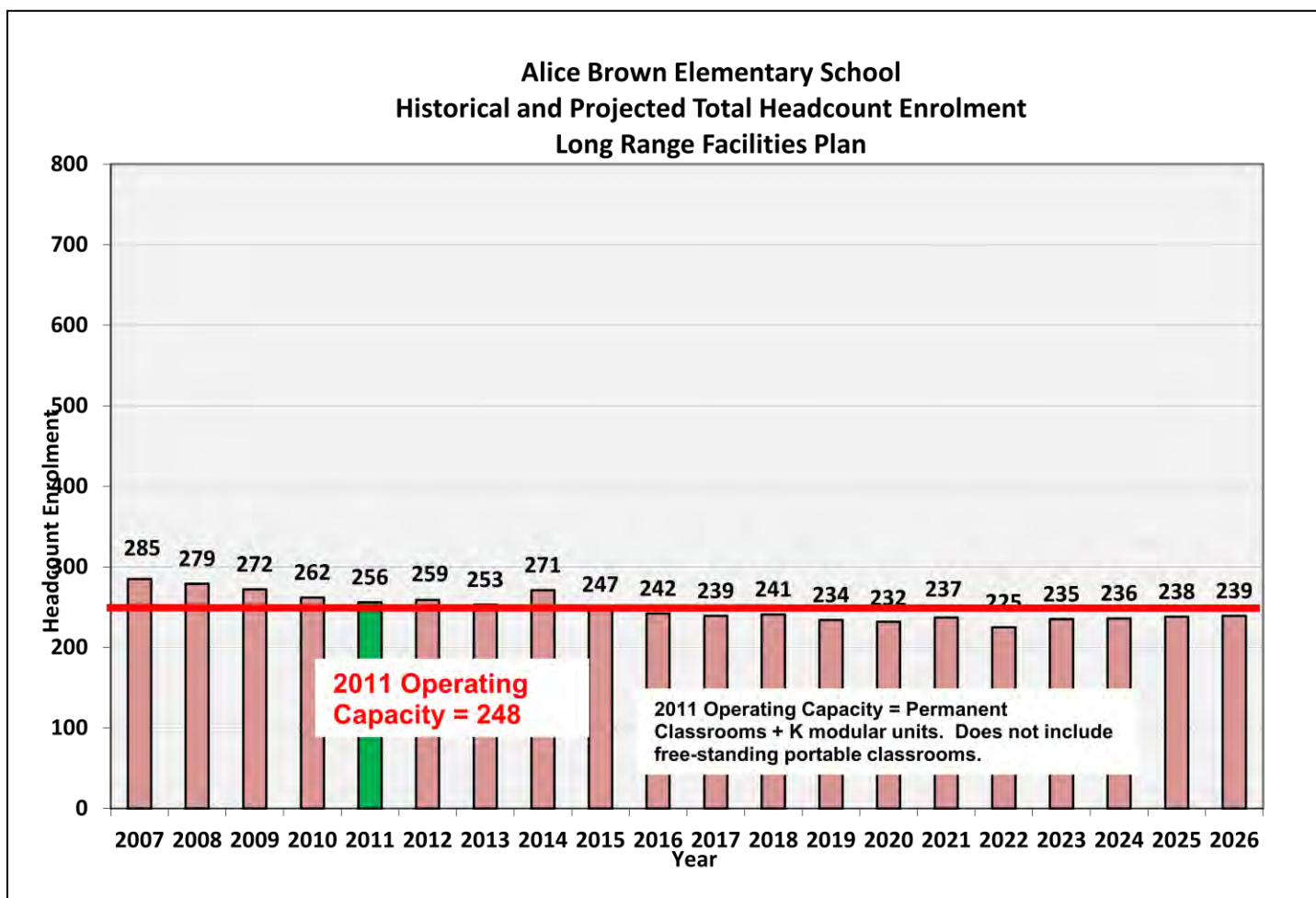
### ALICE BROWN ELEMENTARY - ASSESSMENT

#### Historical and Projected Enrolments Capacity and Utilization

Alice Brown Elementary had a September 30, 2011 headcount enrolment of 256 students and a 2011 operating capacity of 248 students. The school is over capacity.

Alice Brown Elementary's projected 2016 headcount enrolment is 242 students. With a 2011 operating capacity of 248 students, the school is projected to have surplus capacity.

Alice Brown Elementary's projected 2021 headcount enrolment is 237 students. With a 2011 operating capacity of 248 students, the school is projected to have surplus capacity.



---

### **Facility Condition Assessment**

Alice Brown Elementary had a 2012 Facilities Condition Index (FCI) index rating of 0.48, which equates to a Poor rating.

### **Seismic Risk Assessment**

The Ministry of Education 2012 Seismic Risking Rating for Alice Brown Elementary is Medium.

### **Five Year Capital Plan**

No major capital projects were identified for the school in the District's last Five Year Capital Plan submitted in June 2010.

## APPENDIX A – SCHOOL FACILITIES – BELMONT ELEMENTARY SCHOOL

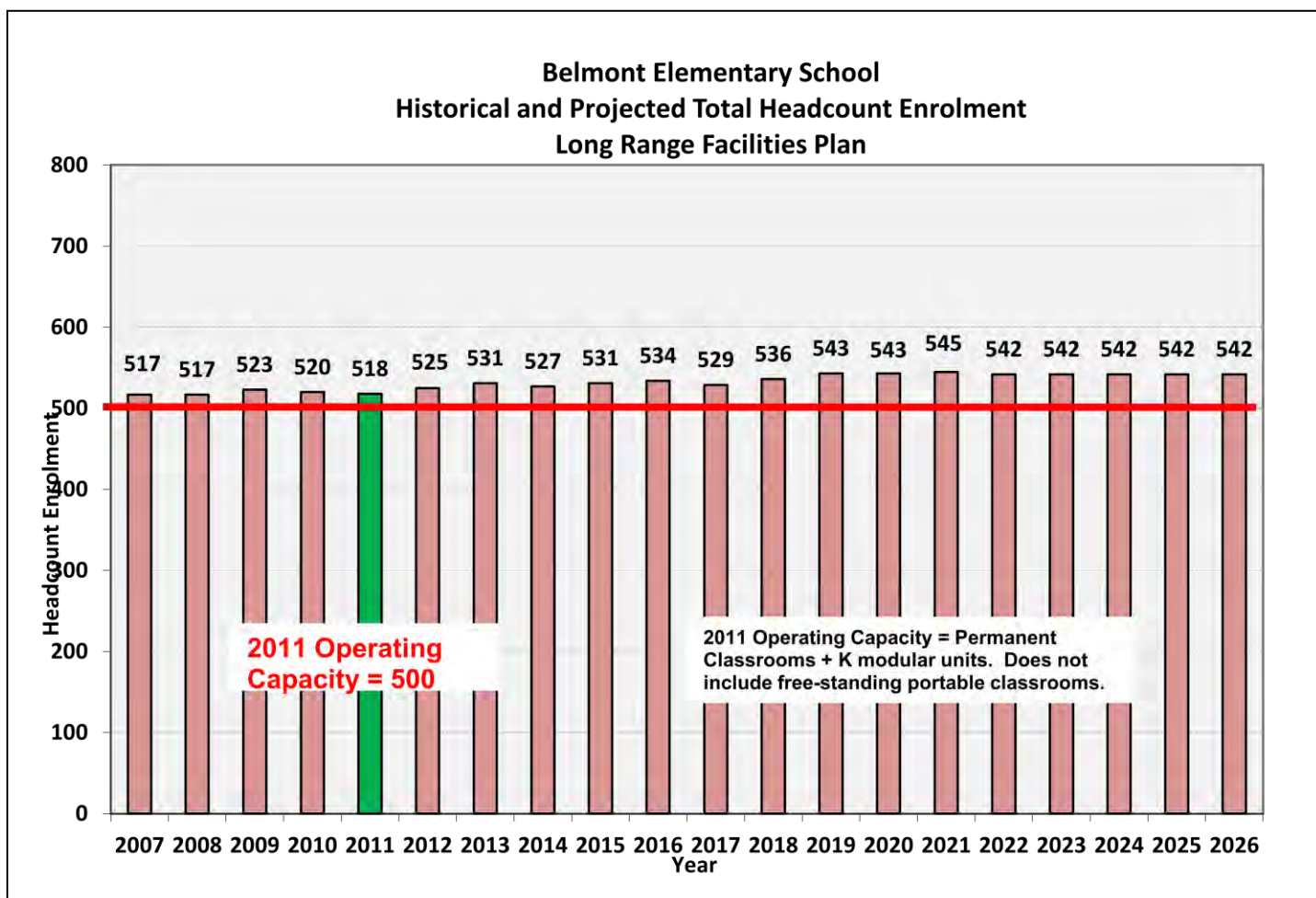
### BELMONT ELEMENTARY - ASSESSMENT

#### Historical and Projected Enrolments Capacity and Utilization

Belmont Elementary had a September 30, 2011 headcount enrolment of 518 students and a 2011 operating capacity of 500 students. The school is over capacity.

Belmont Elementary's projected 2016 headcount enrolment is 534 students. With a 2011 operating capacity of 500 students, the school is projected to be over capacity.

Belmont Elementary's projected 2021 headcount enrolment is 545 students. With a 2011 operating capacity of 500 students, the school is projected to be over capacity.





---

### **Facility Condition Assessment**

Belmont Elementary had a 2012 Facilities Condition Index (FCI) index rating of 0.18, which equates to an Average rating.

### **Seismic Risk Assessment**

The Ministry of Education 2012 Seismic Risking Rating for Belmont Elementary is Unrated.

### **Five Year Capital Plan**

No major capital projects were identified for the school in the District's last Five Year Capital Plan submitted in June 2010.



## APPENDIX A – SCHOOL FACILITIES – BETTY GILBERT MIDDLE SCHOOL

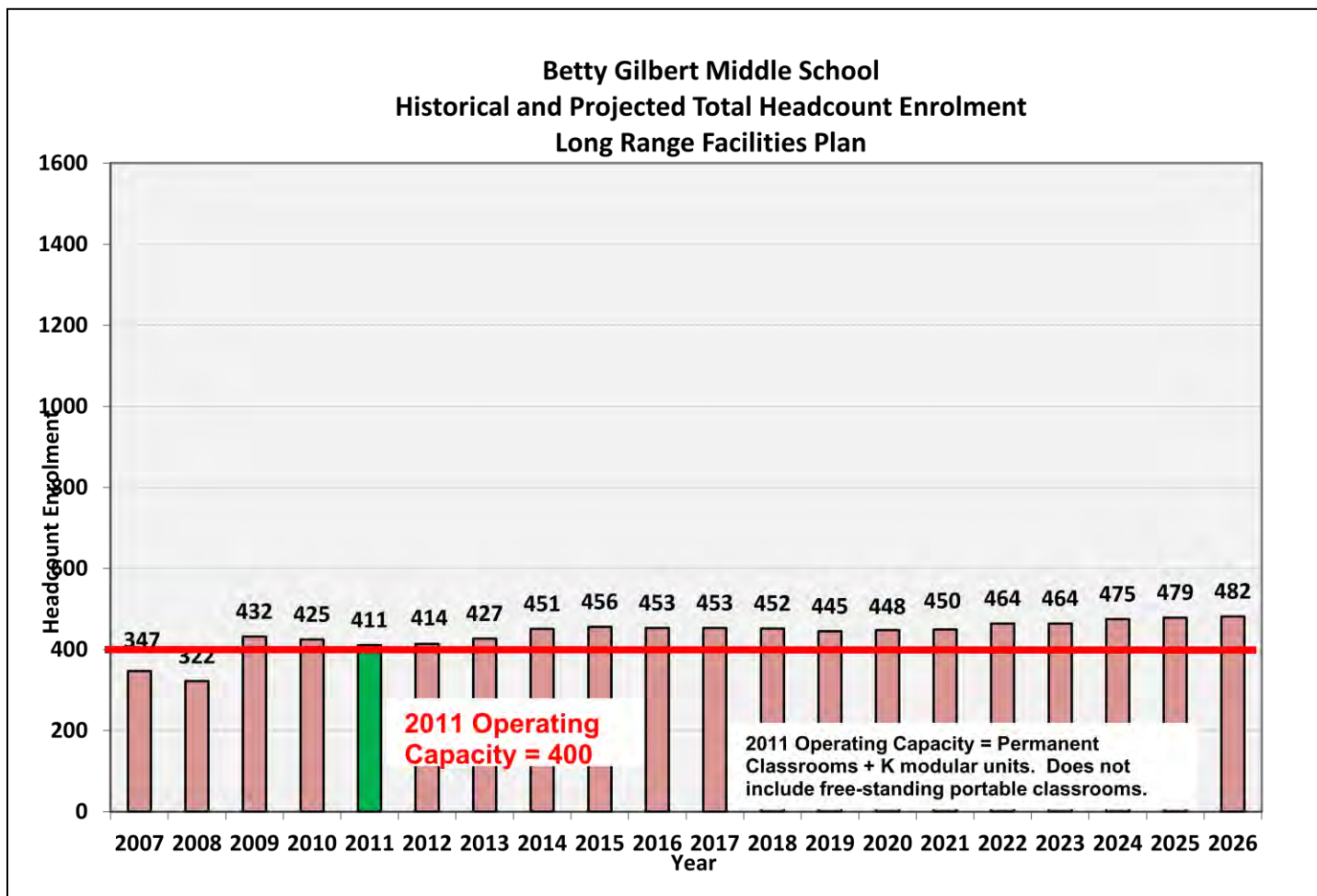
### BERRY GILBERT MIDDLE - ASSESSMENT

#### Historical and Projected Enrolments Capacity and Utilization

Betty Gilbert Middle had a September 30, 2011 headcount enrolment of 411 students and a 2011 operating capacity of 400 students. The school is over capacity.

Betty Gilbert Middle's projected 2016 headcount enrolment is 453 students. With a 2011 operating capacity of 400 students, the school is projected to be over capacity.

Betty Gilbert Middle's projected 2021 headcount enrolment is 450 students. With a 2011 operating capacity of 400 students, the school is projected to be over capacity.



---

### **Facility Condition Assessment**

Betty Gilbert Middle had a 2012 Facilities Condition Index (FCI) index rating of 0.14, which equates to a Good rating.

### **Seismic Risk Assessment**

The Ministry of Education 2012 Seismic Risking Rating for Betty Gilbert Middle is Unrated.

### **Five Year Capital Plan**

No major capital projects were identified for the school in the District's last Five Year Capital Plan submitted in June 2010.

## APPENDIX A – SCHOOL FACILITIES – BLACKLOCK ELEMENTARY SCHOOL

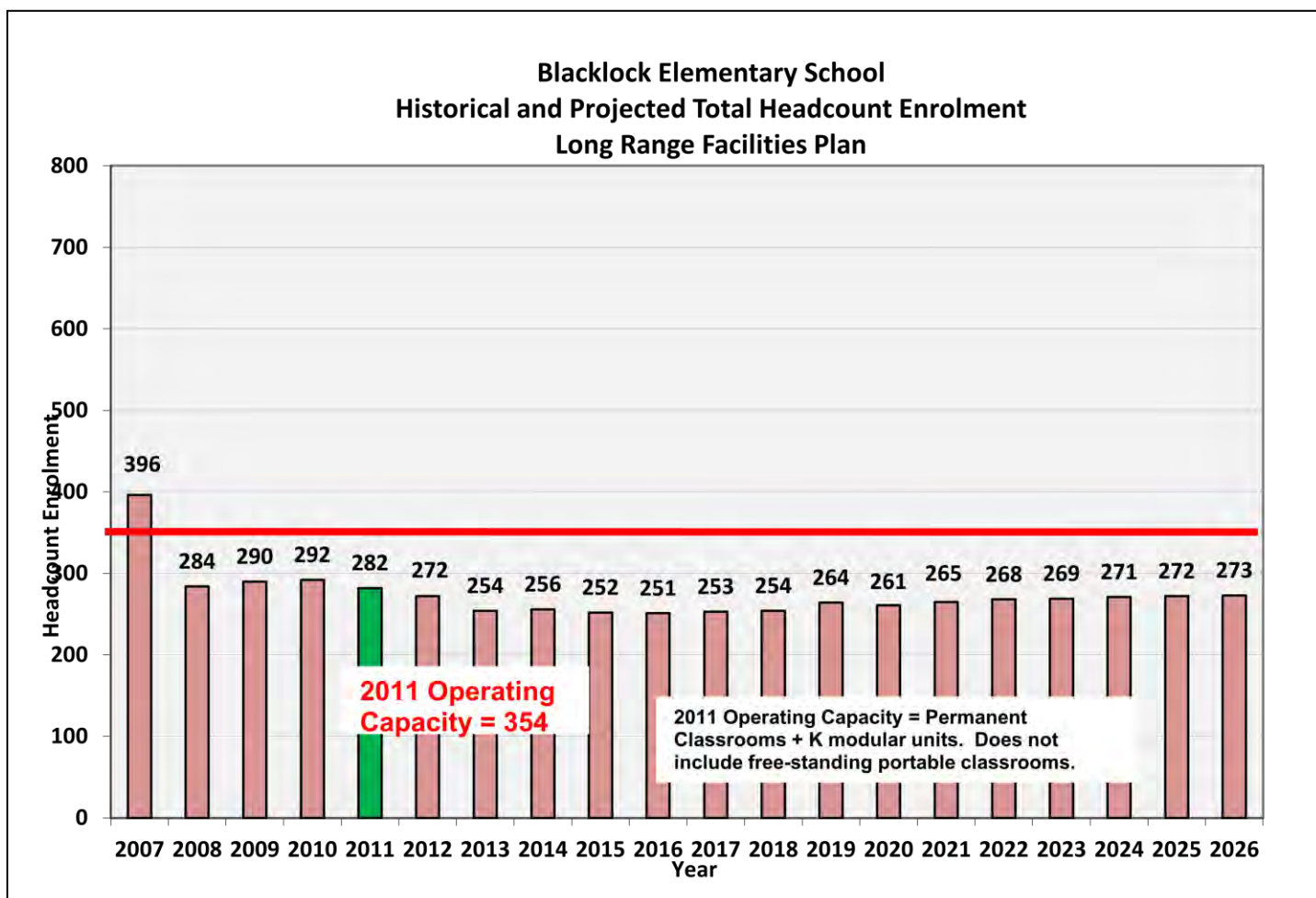
### BLACKLOCK ELEMENTARY - ASSESSMENT

#### Historical and Projected Enrolments Capacity and Utilization

Blacklock Elementary had a September 30, 2011 headcount enrolment of 282 students and a 2011 operating capacity of 354 students. The school has surplus capacity.

Blacklock Elementary's projected 2016 headcount enrolment is 251 students. With a 2011 operating capacity of 354 students, the school is projected to have surplus capacity.

Blacklock Elementary's projected 2021 headcount enrolment is 265 students. With a 2011 operating capacity of 354 students, the school is projected to have surplus capacity.



---

### **Facility Condition Assessment**

Blacklock Elementary had a 2012 Facilities Condition Index (FCI) index rating of 0.34, which equates to a Poor rating.

### **Seismic Risk Assessment**

The Ministry of Education 2012 Seismic Risking Rating for Blacklock Elementary is Medium.

### **Five Year Capital Plan**

No major capital projects were identified for the school in the District's last Five Year Capital Plan submitted in June 2010.

## APPENDIX A – SCHOOL FACILITIES – BROOKSWOOD SECONDARY SCHOOL

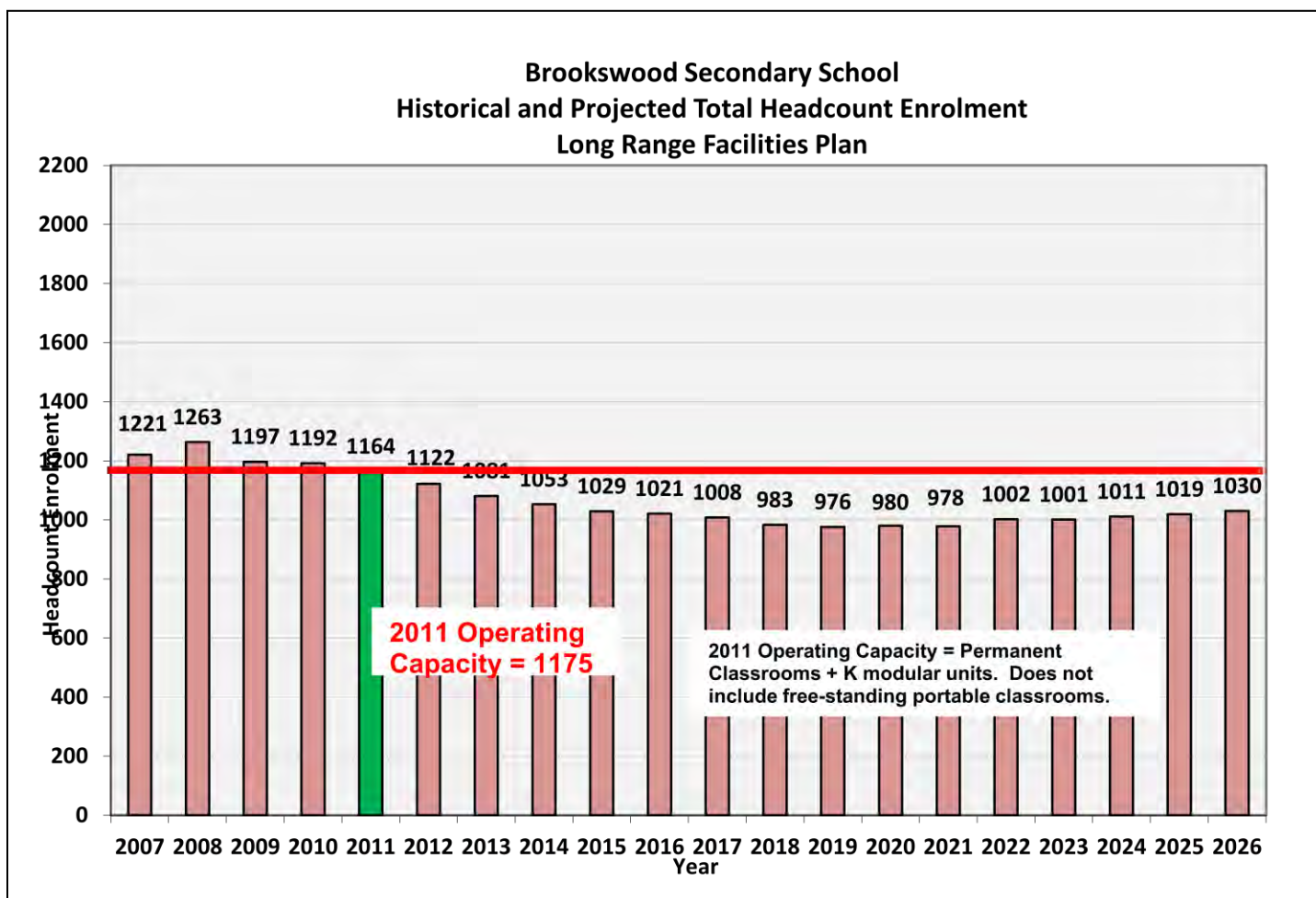
### BROOKSWOOD SECONDARY - ASSESSMENT

#### Historical and Projected Enrolments Capacity and Utilization

Brookwood Secondary had a September 30, 2011 headcount enrolment of 1164 students and a 2011 operating capacity of 1175 students. The school has surplus capacity.

Brookwood Secondary's projected 2016 headcount enrolment is 1021 students. With a 2011 operating capacity of 1175 students, the school is projected to have surplus capacity.

Brookwood Secondary's projected 2021 headcount enrolment is 978 students. With a 2011 operating capacity of 1175 students, the school is projected to have surplus capacity.



---

### **Facility Condition Assessment**

Brookwood Secondary had a 2012 Facilities Condition Index (FCI) index rating of 0.33, which equates to a Poor rating.

### **Seismic Risk Assessment**

The Ministry of Education 2012 Seismic Risking Rating for Brookwood Secondary is High.

### **Five Year Capital Plan**

No major capital projects were identified for the school in the District's last Five Year Capital Plan submitted in June 2010.

## APPENDIX A – SCHOOL FACILITIES – COGHLAN FUNDAMENTAL ELEMENTARY SCHOOL

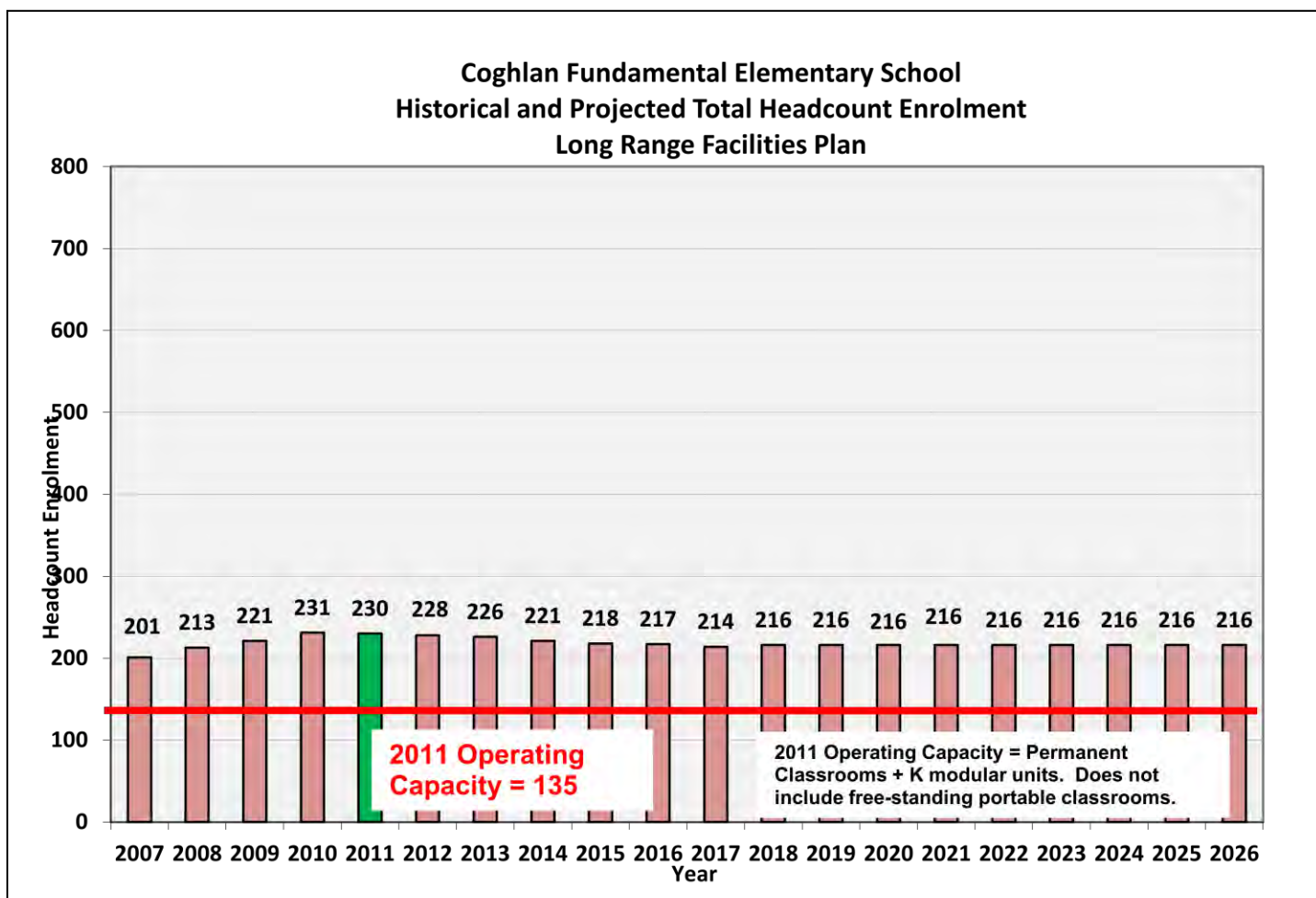
### COGHLAN FUNDAMENTAL ELEMENTARY - ASSESSMENT

#### Historical and Projected Enrolments Capacity and Utilization

Coghlán Fundamental Elementary had a September 30, 2011 headcount enrolment of 230 students and a 2011 operating capacity of 135 students. The school is over capacity.

Coghlán Fundamental Elementary's projected 2016 headcount enrolment is 217 students. With a 2011 operating capacity of 135 students, the school is projected to be over capacity.

Coghlán Fundamental Elementary's projected 2021 headcount enrolment is 216 students. With a 2011 operating capacity of 135 students, the school is projected to be over capacity.



---

### **Facility Condition Assessment**

Coghlan Fundamental Elementary had a 2012 Facilities Condition Index (FCI) index rating of 0.17, which equates to an Average rating.

### **Seismic Risk Assessment**

The Ministry of Education 2012 Seismic Risking Rating for Coghlan Fundamental Elementary is Medium.

### **Five Year Capital Plan**

No major capital projects were identified for the school in the District's last Five Year Capital Plan submitted in June 2010.



## APPENDIX A – SCHOOL FACILITIES – DOROTHY PEACOCK ELEMENTARY SCHOOL

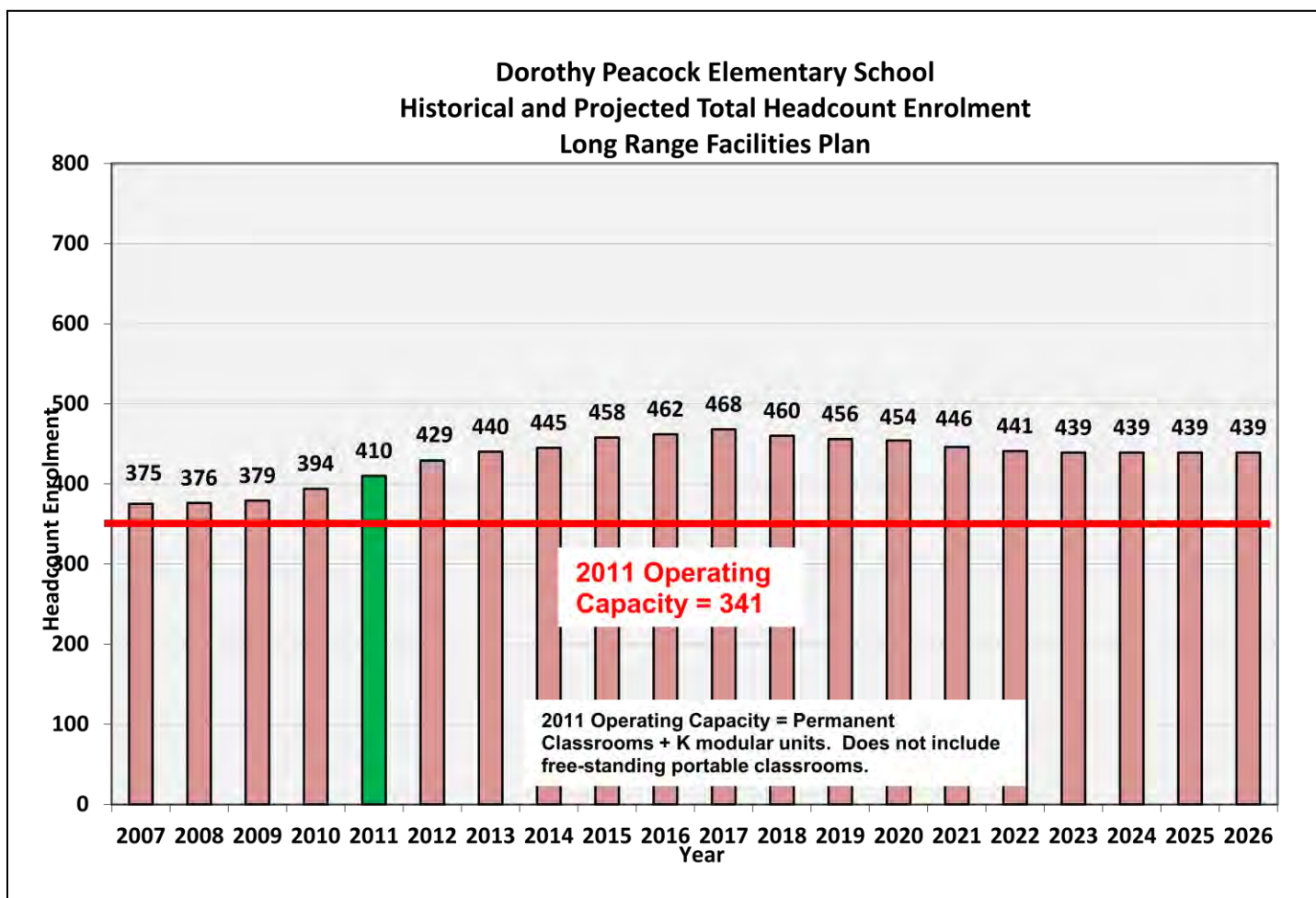
### DOROTHY PEACOCK ELEMENTARY - ASSESSMENT

#### Historical and Projected Enrolments Capacity and Utilization

Dorothy Peacock Elementary had a September 30, 2011 headcount enrolment of 410 students and a 2011 operating capacity of 341 students. The school is over capacity.

Dorothy Peacock Elementary's projected 2016 headcount enrolment is 462 students. With a 2011 operating capacity of 341 students, the school is projected to be over capacity.

Dorothy Peacock Elementary's projected 2021 headcount enrolment is 446 students. With a 2011 operating capacity of 341 students, the school is projected to be over capacity.



---

### **Facility Condition Assessment**

Dorothy Peacock Elementary had a 2012 Facilities Condition Index (FCI) index rating of 0.10, which equates to a Good rating.

### **Seismic Risk Assessment**

The Ministry of Education 2012 Seismic Risking Rating for Dorothy Peacock Elementary is Unrated.

### **Five Year Capital Plan**

No major capital projects were identified for the school in the District's last Five Year Capital Plan submitted in June 2010.

## APPENDIX A – SCHOOL FACILITIES – DOUGLAS PARK ELEMENTARY SCHOOL

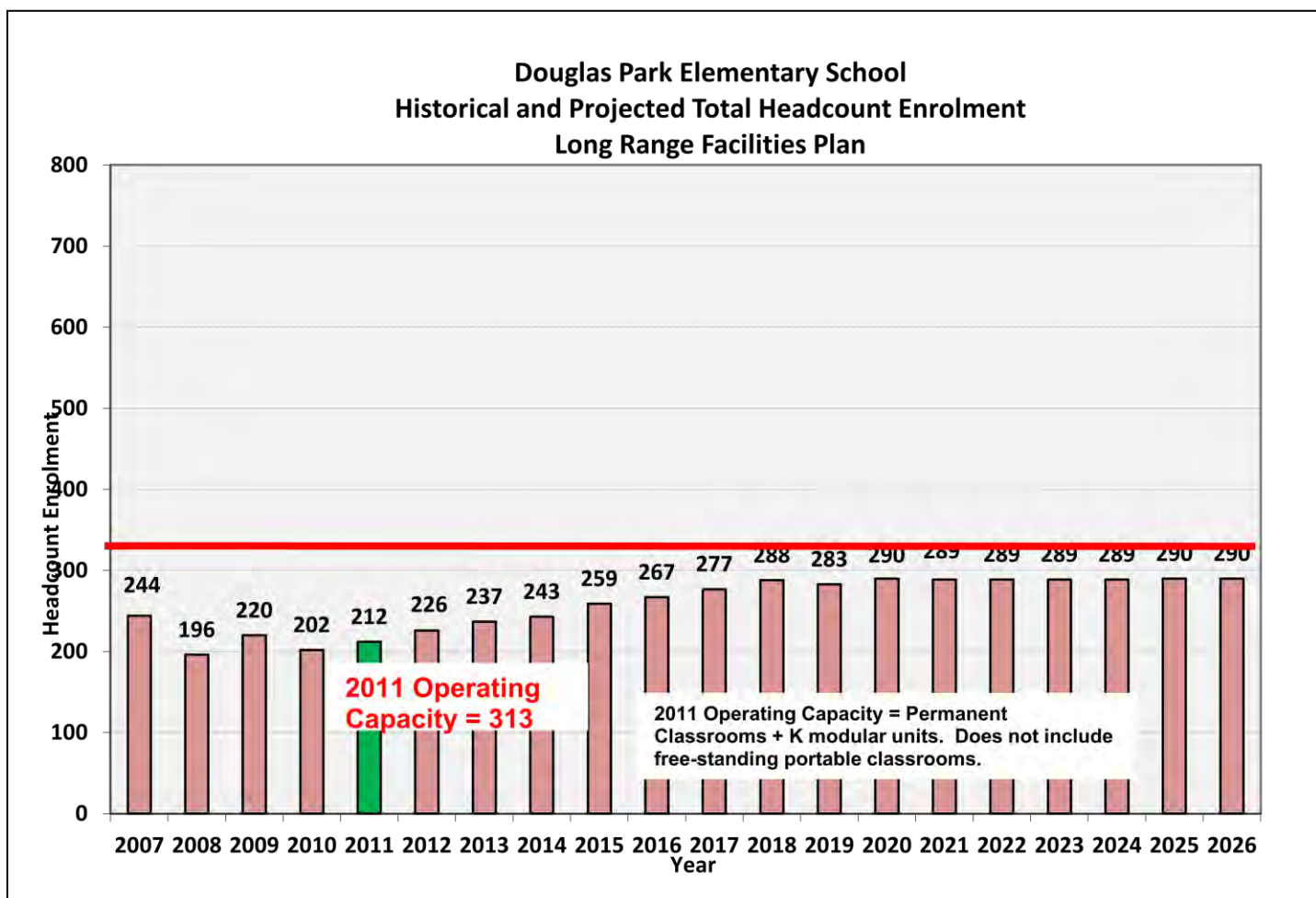
### DOUGLAS PARK ELEMENTARY - ASSESSMENT

#### Historical and Projected Enrolments Capacity and Utilization

Douglas Park Elementary had a September 30, 2011 headcount enrolment of 212 students and a 2011 operating capacity of 313 students. The school has surplus capacity.

Douglas Park Elementary's projected 2016 headcount enrolment is 267 students. With a 2011 operating capacity of 313 students, the school is projected to have surplus capacity.

Douglas Park Elementary's projected 2021 headcount enrolment is 289 students. With a 2011 operating capacity of 313 students, the school is projected to have surplus capacity.



---

### **Facility Condition Assessment**

Douglas Park Elementary had a 2012 Facilities Condition Index (FCI) index rating of 0.33, which equates to a Poor rating.

### **Seismic Risk Assessment**

The Ministry of Education 2012 Seismic Risking Rating for Douglas Park Elementary is Medium.

### **Five Year Capital Plan**

No major capital projects were identified for the school in the District's last Five Year Capital Plan submitted in June 2010.

## APPENDIX A – SCHOOL FACILITIES – D.W. POPPY SECONDARY SCHOOL

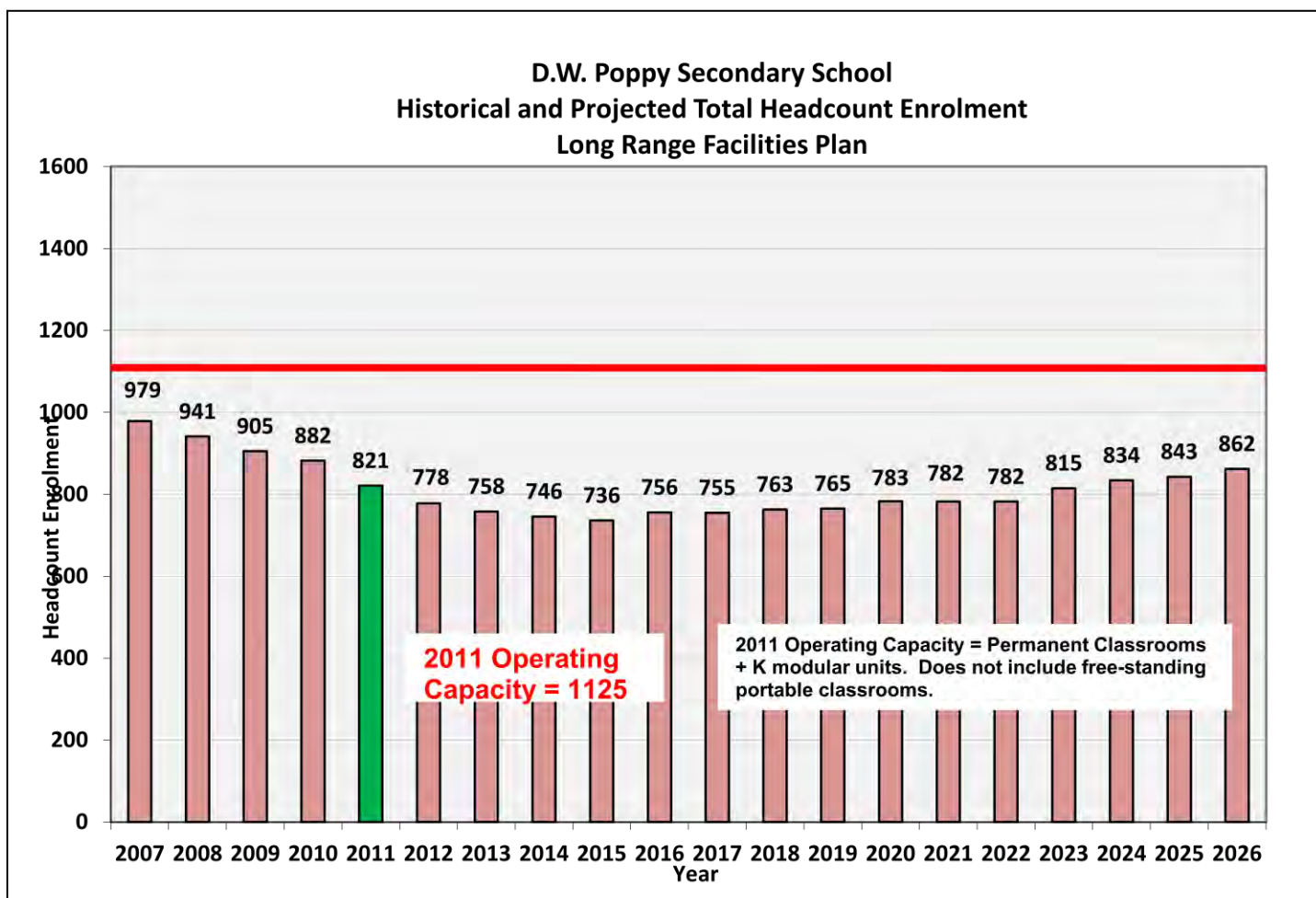
### D.W. POPPY SECONDARY - ASSESSMENT

#### Historical and Projected Enrolments Capacity and Utilization

D.W. Poppy Secondary had a September 30, 2011 headcount enrolment of 821 students and a 2011 operating capacity of 1125 students. The school has surplus capacity.

D.W. Poppy Secondary's projected 2016 headcount enrolment is 756 students. With a 2011 operating capacity of 1125 students, the school is projected to have surplus capacity.

D.W. Poppy Secondary's projected 2021 headcount enrolment is 782 students. With a 2011 operating capacity of 1125 students, the school is projected to have surplus capacity.



---

## **Facility Condition Assessment**

D.W. Poppy Secondary had a 2012 Facilities Condition Index (FCI) index rating of 0.29, which equates to an Average rating.

## **Seismic Risk Assessment**

The Ministry of Education 2012 Seismic Risking Rating for D.W. Poppy Secondary is High.

## **Five Year Capital Plan**

No major capital projects were identified for the school in the District's last Five Year Capital Plan submitted in June 2010.

## APPENDIX A – SCHOOL FACILITIES – FORT LANGLEY ELEMENTARY SCHOOL

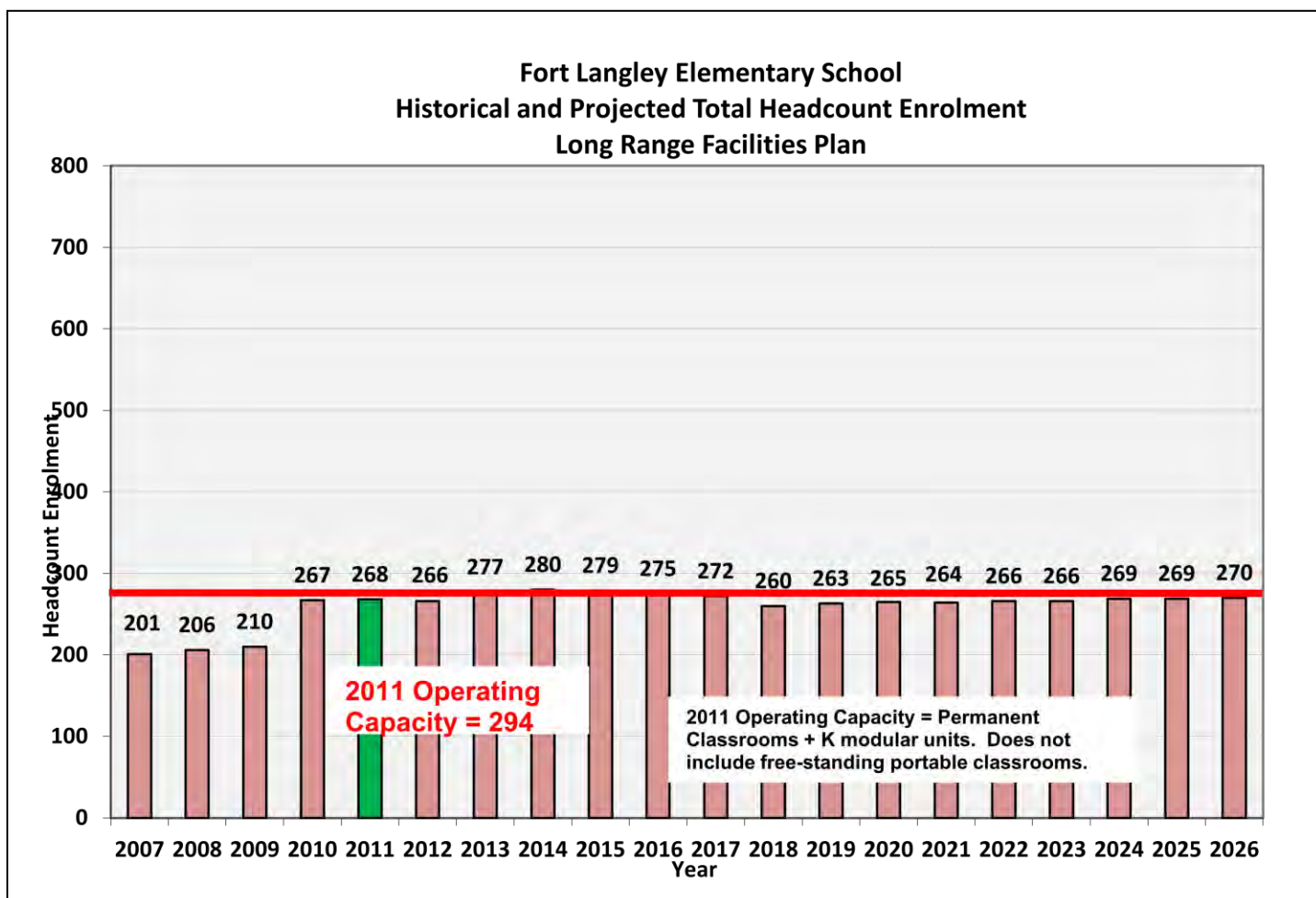
### FORT LANGLEY ELEMENTARY - ASSESSMENT

#### Historical and Projected Enrolments Capacity and Utilization

Fort Langley Elementary had a September 30, 2011 headcount enrolment of 268 students and a 2011 operating capacity of 294 students. The school has surplus capacity.

Fort Langley Elementary's projected 2016 headcount enrolment is 275 students. With a 2011 operating capacity of 294 students, the school is projected to have surplus capacity.

Fort Langley Elementary's projected 2021 headcount enrolment is 264 students. With a 2011 operating capacity of 294 students, the school is projected to have surplus capacity.





---

## **Facility Condition Assessment**

Fort Langley Elementary had a 2012 Facilities Condition Index (FCI) index rating of 0.40, which equates to a Poor rating.

## **Seismic Risk Assessment**

The Ministry of Education 2012 Seismic Risking Rating for Fort Langley Elementary is Unrated.

## **Five Year Capital Plan**

No major capital projects were identified for the school in the District's last Five Year Capital Plan submitted in June 2010.



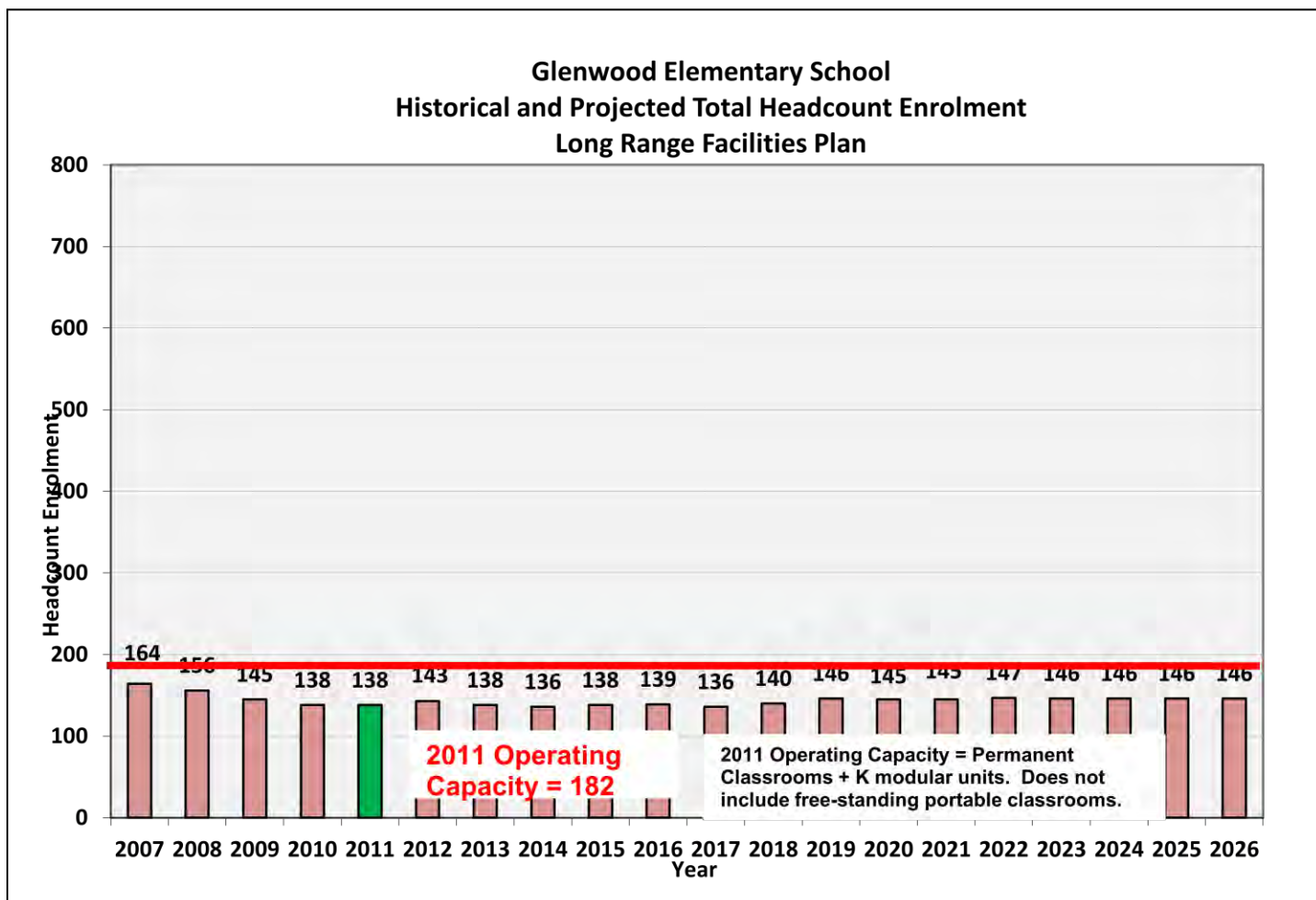
## APPENDIX A – SCHOOL FACILITIES – GLENWOOD ELEMENTARY SCHOOL

### GLENWOOD ELEMENTARY - ASSESSMENT

Glenwood Elementary had a September 30, 2011 headcount enrolment of 138 students and a 2011 operating capacity of 182 students. The school has surplus capacity.

Glenwood Elementary's projected 2016 headcount enrolment is 139 students. With a 2011 operating capacity of 182 students, the school is projected to have surplus capacity.

Glenwood Elementary's projected 2021 headcount enrolment is 145 students. With a 2011 operating capacity of 182 students, the school is projected to have surplus capacity.



---

### **Facility Condition Assessment**

Glenwood Elementary had a 2012 Facilities Condition Index (FCI) index rating of 0.61, which equates to a Very Poor rating.

### **Seismic Risk Assessment**

The Ministry of Education 2012 Seismic Risking Rating for Glenwood Elementary is High.

### **Five Year Capital Plan**

No major capital projects were identified for the school in the District's last Five Year Capital Plan submitted in June 2010.

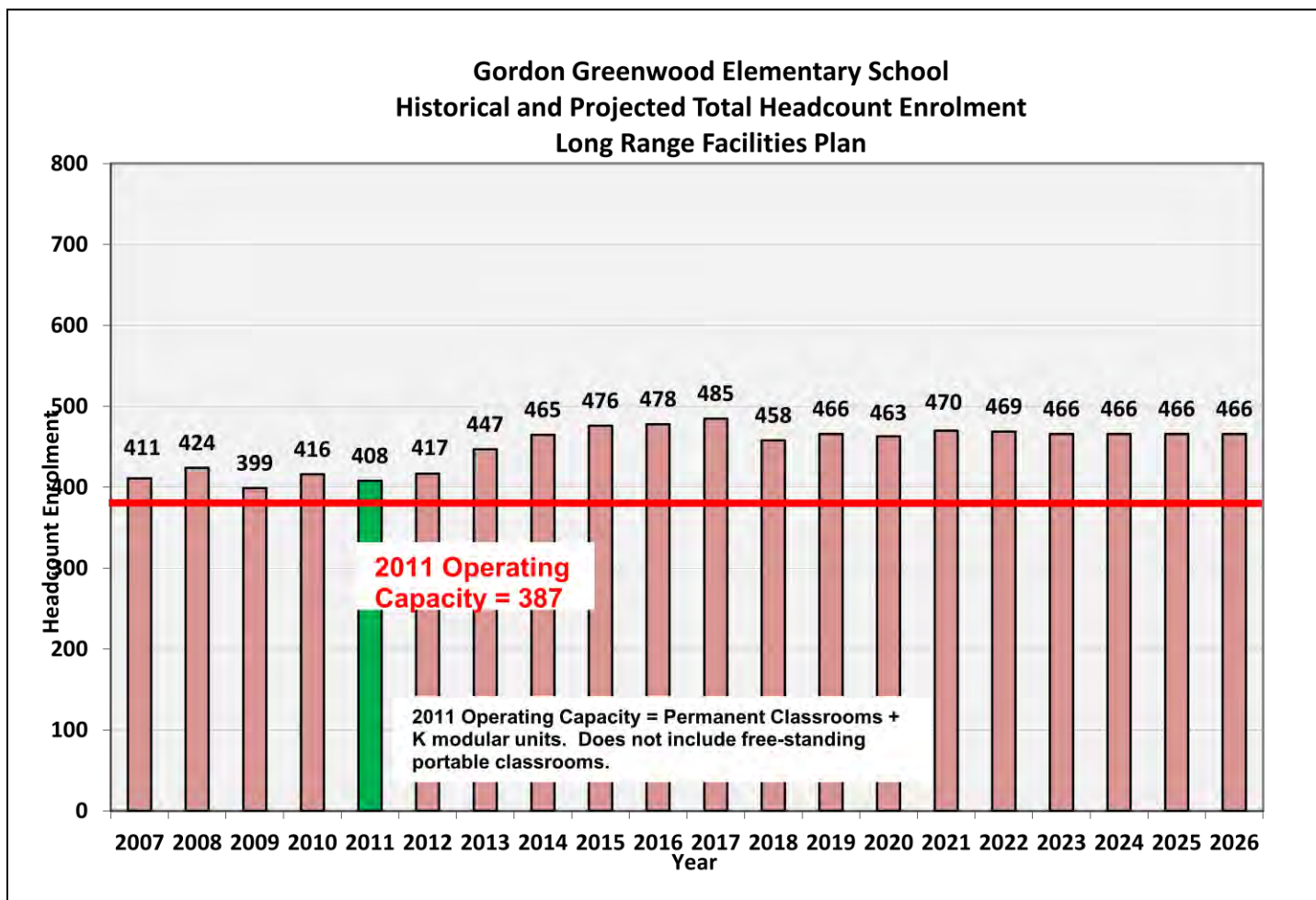
## APPENDIX A – SCHOOL FACILITIES – GORDON GREENWOOD ELEMENTARY SCHOOL

### GORDON GREENWOOD ELEMENTARY - ASSESSMENT

Gordon Greenwood Elementary had a September 30, 2011 headcount enrolment of 408 students and a 2011 operating capacity of 387 students. The school is over capacity.

Gordon Greenwood Elementary's projected 2016 headcount enrolment is 478 students. With a 2011 operating capacity of 387 students, the school is projected to be over capacity.

Gordon Greenwood Elementary's projected 2021 headcount enrolment is 470 students. With a 2011 operating capacity of 387 students, the school is projected to be over capacity.



---

### **Facility Condition Assessment**

Gordon Greenwood Elementary had a 2012 Facilities Condition Index (FCI) index rating of 0.26, which equates to an Average rating.

### **Seismic Risk Assessment**

The Ministry of Education 2012 Seismic Risking Rating for Gordon Greenwood Elementary is Unrated.

### **Five Year Capital Plan**

No major capital projects were identified for the school in the District's last Five Year Capital Plan submitted in June 2010.

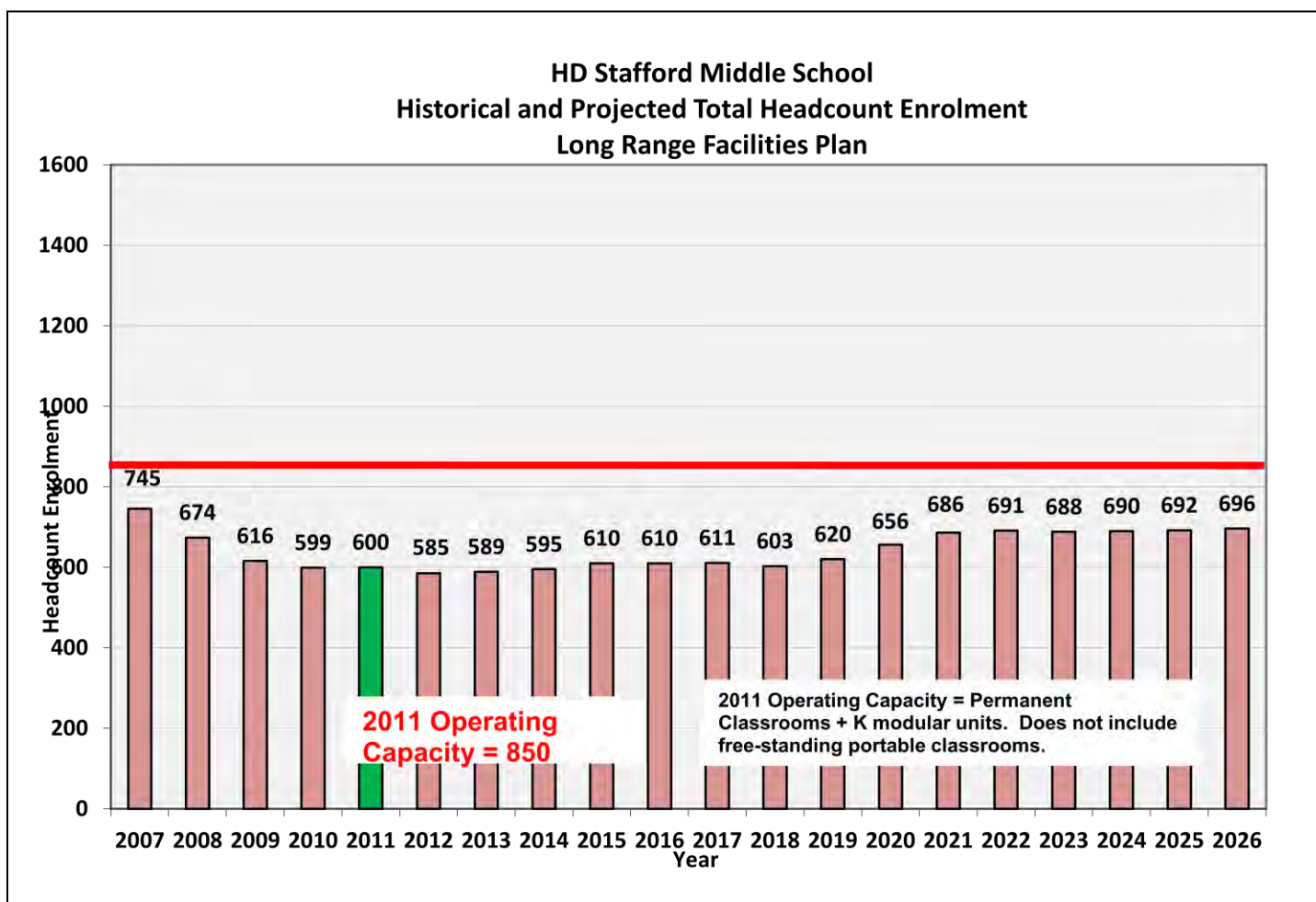
## APPENDIX A – SCHOOL FACILITIES – H.D. STAFFORD MIDDLE SCHOOL

### H.D. STAFFORD MIDDLE - ASSESSMENT

H.D. Stafford Middle had a September 30, 2011 headcount enrolment of 408 students and a 2011 operating capacity of 850 students. The school has surplus capacity.

H.D. Stafford Middle's projected 2016 headcount enrolment is 478 students. With a 2011 operating capacity of 850 students, the school is projected to have surplus capacity.

H.D. Stafford Middle's projected 2021 headcount enrolment is 470 students. With a 2011 operating capacity of 850 students, the school is projected to have surplus capacity.



---

### **Facility Condition Assessment**

H.D. Stafford Middle had a 2012 Facilities Condition Index (FCI) index rating of 0.24, which equates to an Average rating.

### **Seismic Risk Assessment**

The Ministry of Education 2012 Seismic Risking Rating for H.D. Stafford Middle is High.

### **Five Year Capital Plan**

No major capital projects were identified for the school in the District's last Five Year Capital Plan submitted in June 2010.

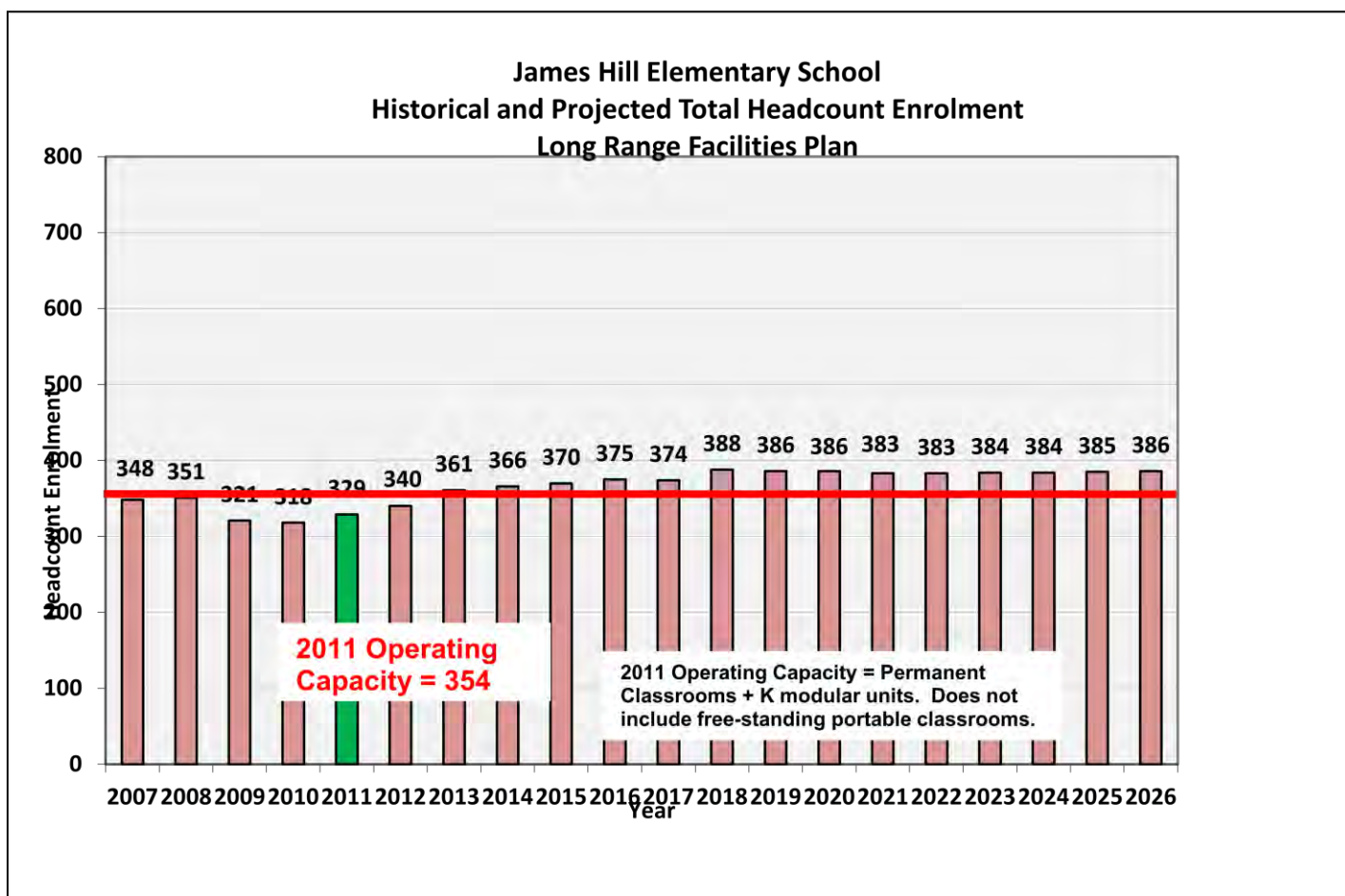
## APPENDIX A – SCHOOL FACILITIES – JAMES HILL ELEMENTARY SCHOOL

### JAMES HILL ELEMENTARY - ASSESSMENT

James Hill Elementary had a September 30, 2011 headcount enrolment of 329 students and a 2011 operating capacity of 354 students. The school has surplus capacity.

James Hill Elementary's projected 2016 headcount enrolment is 375 students. With a 2011 operating capacity of 354 students, the school is projected to be over capacity.

James Hill Elementary's projected 2021 headcount enrolment is 383 students. With a 2011 operating capacity of 354 students, the school is projected to be over capacity.



---

### **Facility Condition Assessment**

James Hill Elementary had a 2012 Facilities Condition Index (FCI) index rating of 0.17, which equates to an Average rating.

### **Seismic Risk Assessment**

The Ministry of Education 2012 Seismic Risking Rating for James Hill Elementary is Unrated.

### **Five Year Capital Plan**

No major capital projects were identified for the school in the District's last Five Year Capital Plan submitted in June 2010.



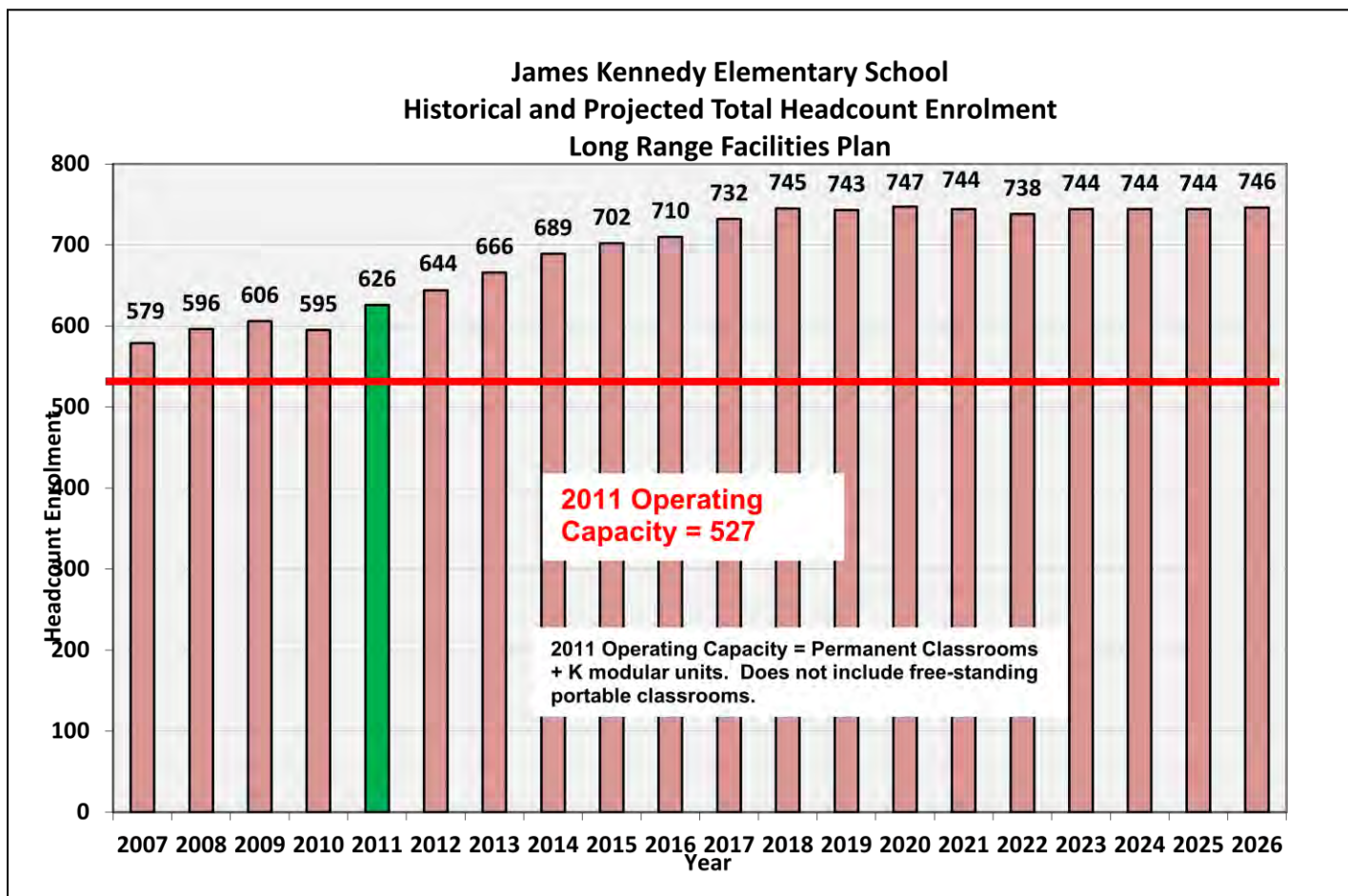
## APPENDIX A – SCHOOL FACILITIES – JAMES KENNEDY ELEMENTARY SCHOOL

### JAMES KENNEDY ELEMENTARY - ASSESSMENT

James Kennedy Elementary had a September 30, 2011 headcount enrolment of 626 students and a 2011 operating capacity of 527 students. The school is over capacity.

James Kennedy Elementary's projected 2016 headcount enrolment is 710 students. With a 2011 operating capacity of 527 students, the school is projected to be over capacity.

James Kennedy Elementary's projected 2021 headcount enrolment is 744 students. With a 2011 operating capacity of 527 students, the school is projected to be over capacity.



---

### **Facility Condition Assessment**

James Kennedy Elementary had a 2012 Facilities Condition Index (FCI) index rating of 0.17, which equates to an Average rating.

### **Seismic Risk Assessment**

The Ministry of Education 2012 Seismic Risking Rating for James Kennedy Elementary is Low.

### **Five Year Capital Plan**

No major capital projects were identified for the school in the District's last Five Year Capital Plan submitted in June 2010.

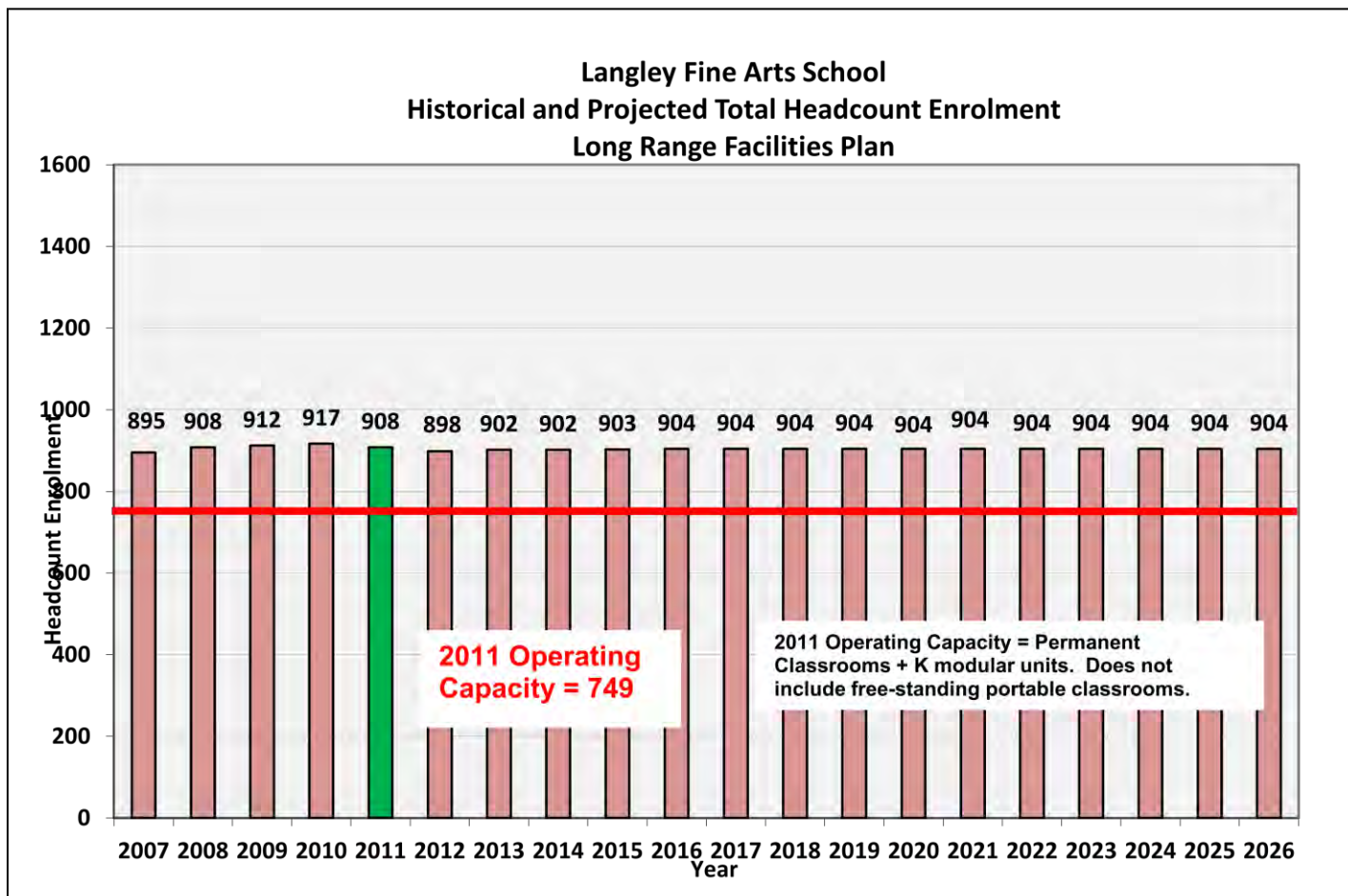
## APPENDIX A – SCHOOL FACILITIES – LANGLEY FINE ARTS SCHOOL

### LANGLEY FINE ARTS - ASSESSMENT

Langley Fine Arts had a September 30, 2011 headcount enrolment of 908 students and a 2011 operating capacity of 749 students. The school is over capacity.

Langley Fine Arts' projected 2016 headcount enrolment is 904 students. With a 2011 operating capacity of 749 students, the school is projected to be over capacity.

Langley Fine Arts' projected 2021 headcount enrolment is 904 students. With a 2011 operating capacity of 749 students, the school is projected to be over capacity.



---

### **Facility Condition Assessment**

Langley Fine Arts had a 2012 Facilities Condition Index (FCI) index rating of 0.37, which equates to a Poor rating.

### **Seismic Risk Assessment**

The Ministry of Education 2012 Seismic Risking Rating for Langley Fine Arts is Unrated.

### **Five Year Capital Plan**

No major capital projects were identified for the school in the District's last Five Year Capital Plan submitted in June 2010.

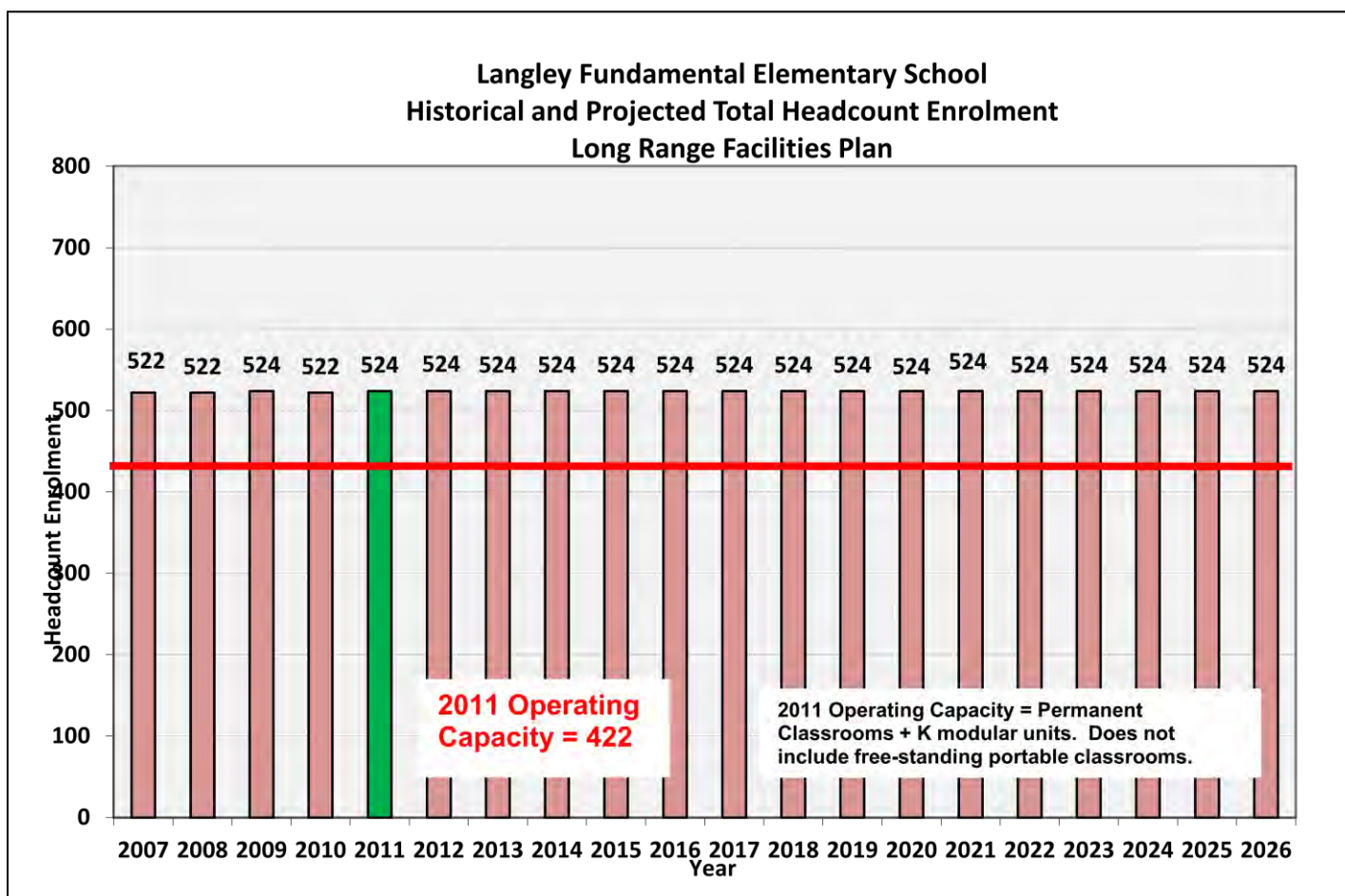
## APPENDIX A – SCHOOL FACILITIES – LANGLEY FUNDAMENTAL ELEMENTARY SCHOOL

### LANGLEY FUNDAMENTAL ELEMENTARY - ASSESSMENT

Langley Fundamental Elementary had a September 30, 2011 headcount enrolment of 524 students and a 2011 operating capacity of 422 students. The school is over capacity.

Langley Fundamental Elementary's projected 2016 headcount enrolment is 524 students. With a 2011 operating capacity of 422 students, the school is projected to be over capacity.

Langley Fundamental Elementary's projected 2021 headcount enrolment is 524 students. With a 2011 operating capacity of 422 students, the school is projected to be over capacity.



---

## **Facility Condition Assessment**

Langley Fundamental Elementary had a 2012 Facilities Condition Index (FCI) index rating of 0.37, which equates to a Poor rating.

## **Seismic Risk Assessment**

The Ministry of Education 2012 Seismic Risking Rating for Langley Fundamental Elementary is Unrated.

## **Five Year Capital Plan**

No major capital projects were identified for the school in the District's last Five Year Capital Plan submitted in June 2010.



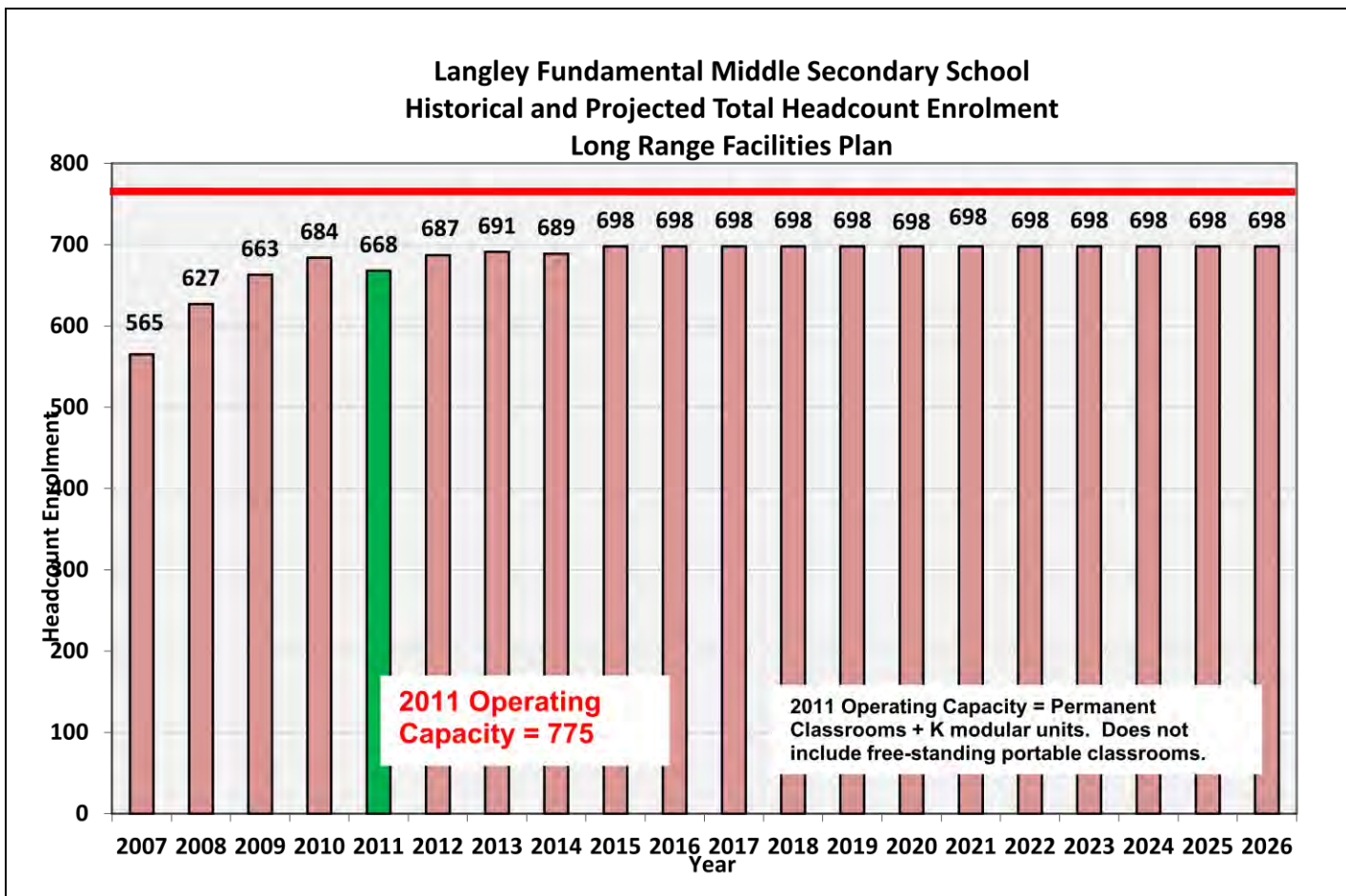
## APPENDIX A – SCHOOL FACILITIES – LANGLEY FUNDAMENTAL MIDDLE SECONDARY SCHOOL

### LANGLEY FUNDAMENTAL MIDDLE SECONDARY - ASSESSMENT

Langley Fundamental Middle Secondary had a September 30, 2011 headcount enrolment of 668 students and a 2011 operating capacity of 775 students. The school has surplus capacity.

Langley Fundamental Middle Secondary's projected 2016 headcount enrolment is 698 students. With a 2011 operating capacity of 775 students, the school is projected to have surplus capacity.

Langley Fundamental Middle Secondary's projected 2021 headcount enrolment is 698 students. With a 2011 operating capacity of 775 students, the school is projected to have surplus capacity.



---

### **Facility Condition Assessment**

Langley Fundamental Middle Secondary had a 2012 Facilities Condition Index (FCI) index rating of 0.10, which equates to a Good rating.

### **Seismic Risk Assessment**

The Ministry of Education 2012 Seismic Risking Rating for Langley Fundamental Middle Secondary is Medium.

### **Five Year Capital Plan**

No major capital projects were identified for the school in the District's last Five Year Capital Plan submitted in June 2010.

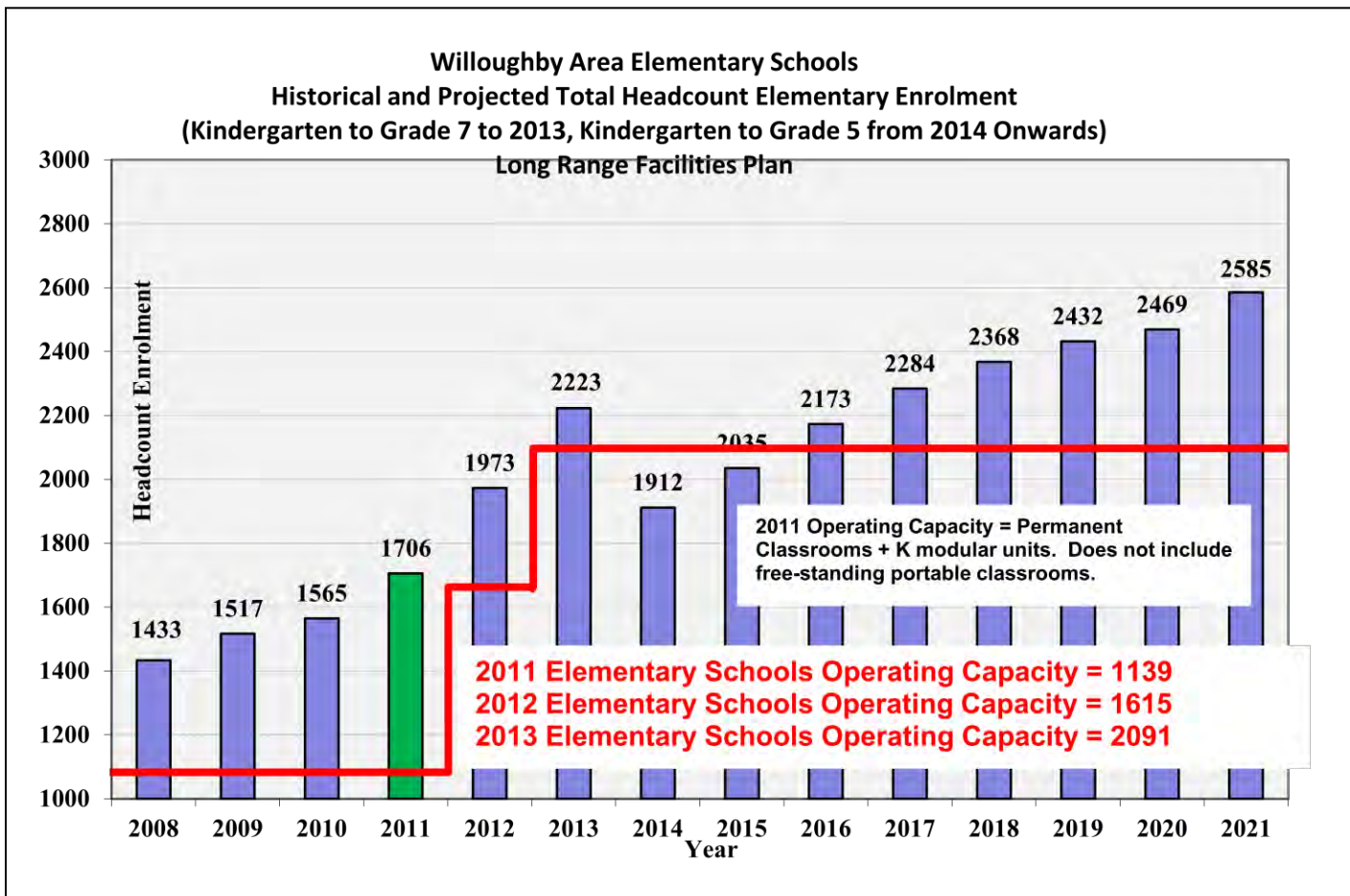


## APPENDIX A – SCHOOL FACILITIES – LANGLEY MEADOWS ELEMENTARY SCHOOL

### LANGLEY MEADOWS ELEMENTARY - ASSESSMENT

Langley Meadows Elementary is part of the Willoughby area group of elementary schools.

Due to rapid area residential development in the area, enrolment projections are shown collectively for the Willoughby area group of schools (Langley Meadows, Lynn Fripps, R.C. Garnett, Willoughby Elementary, and the new SE Yorkson Area Elementary which is scheduled to open in 2013). It is also noted that the Willoughby area elementary schools are currently Kindergarten to grade 7 in their grade configuration and that they are scheduled to convert to a Kindergarten to grade 5 grade configuration in 2014 with the opening of the new Yorkson Area Middle School.



---

### **Facility Condition Assessment**

Langley Meadows Elementary had a 2012 Facilities Condition Index (FCI) index rating of 0.23, which equates to an Average rating.

### **Seismic Risk Assessment**

The Ministry of Education 2012 Seismic Risking Rating for Langley Meadows Elementary is Medium.

### **Five Year Capital Plan**

No major capital projects were identified for the school in the District's last Five Year Capital Plan submitted in June 2010.

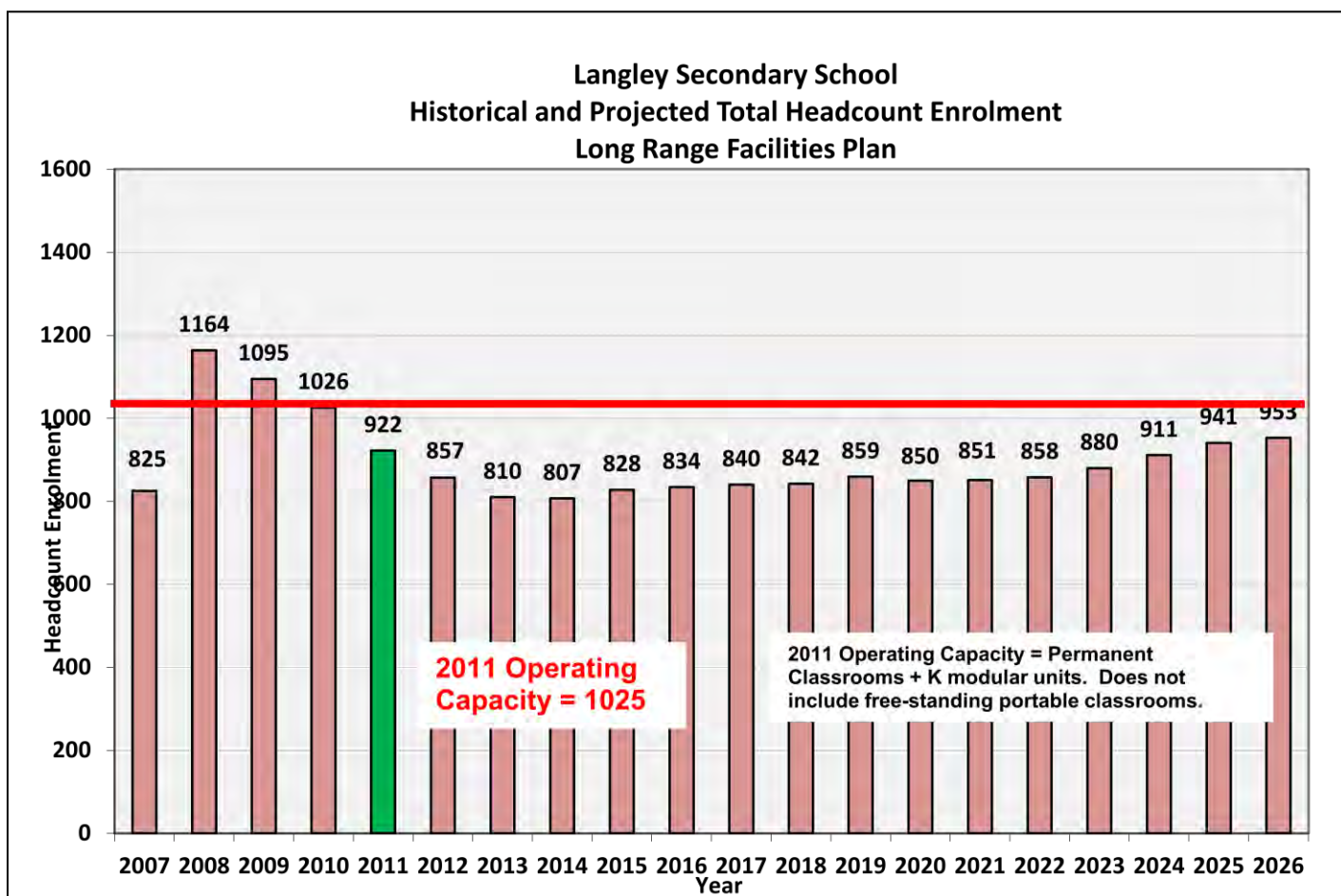
## APPENDIX A – SCHOOL FACILITIES – LANGLEY SECONDARY SCHOOL

### LANGLEY SECONDARY - ASSESSMENT

Langley Secondary had a September 30, 2011 headcount enrolment of 922 students and a 2011 operating capacity of 1025 students. The school has surplus capacity.

Langley Secondary's projected 2016 headcount enrolment is 834 students. With a 2011 operating capacity of 1025 students, the school is projected to have surplus capacity.

Langley Secondary's projected 2021 headcount enrolment is 851 students. With a 2011 operating capacity of 1025 students, the school is projected to have surplus capacity.



---

## **Facility Condition Assessment**

Langley Secondary had a 2012 Facilities Condition Index (FCI) index rating of 0.43, which equates to a Poor rating.

## **Seismic Risk Assessment**

The Ministry of Education 2012 Seismic Risking Rating for Langley Secondary is High.

## **Five Year Capital Plan**

No major capital projects were identified for the school in the District's last Five Year Capital Plan submitted in June 2010.

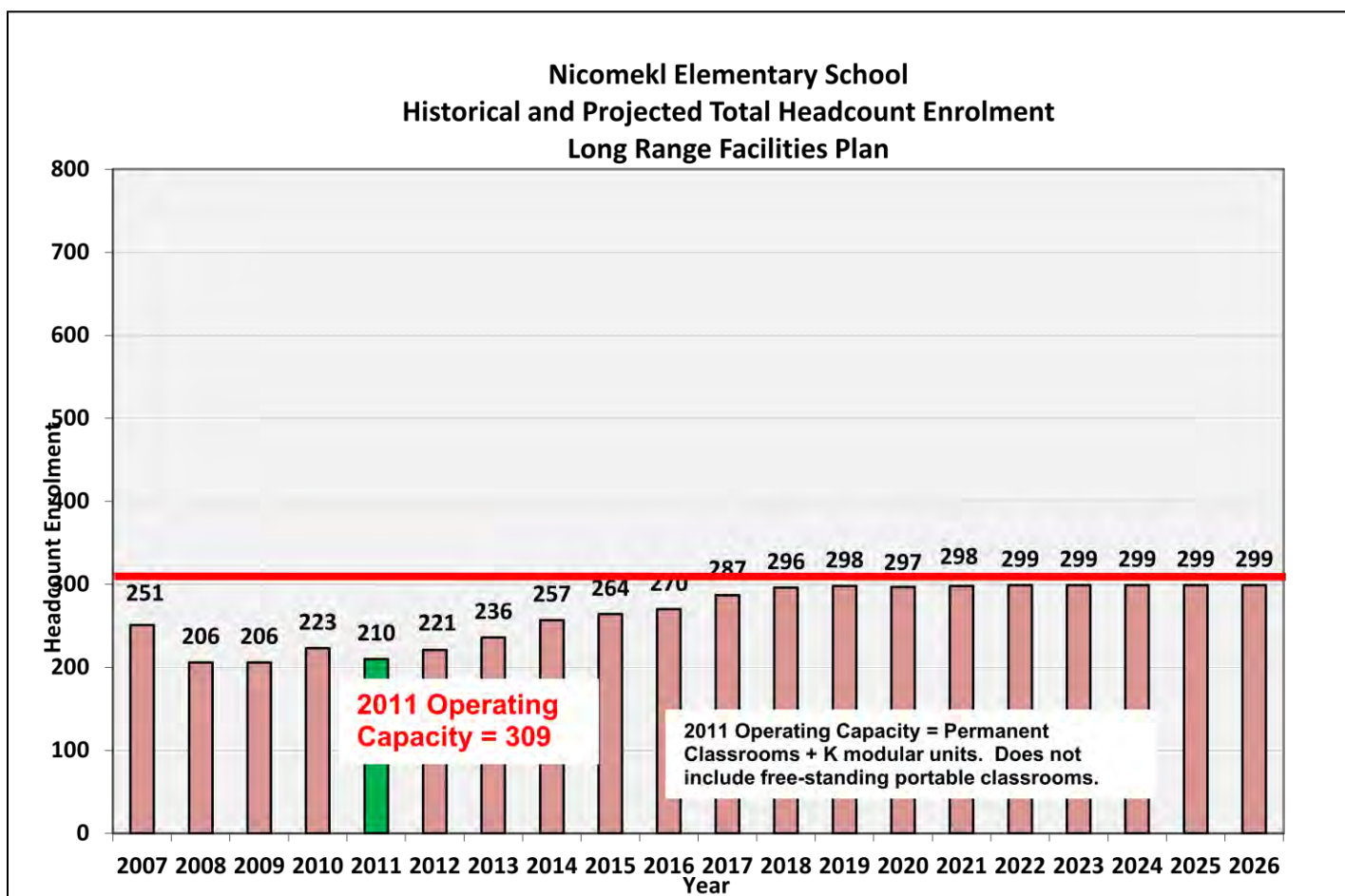
## APPENDIX A – SCHOOL FACILITIES – NICOMEKL ELEMENTARY SCHOOL

### NICOMEKL ELEMENTARY - ASSESSMENT

Nicomekl Elementary had a September 30, 2011 headcount enrolment of 210 students and a 2011 operating capacity of 309 students. The school has surplus capacity.

Nicomekl Elementary's projected 2016 headcount enrolment is 270 students. With a 2011 operating capacity of 309 students, the school is projected to have surplus capacity.

Nicomekl Elementary's projected 2021 headcount enrolment is 298 students. With a 2011 operating capacity of 309 students, the school is projected to have surplus capacity.



---

### **Facility Condition Assessment**

Nicomekl Elementary had a 2012 Facilities Condition Index (FCI) index rating of 0.27, which equates to an Average rating.

### **Seismic Risk Assessment**

The Ministry of Education 2012 Seismic Risking Rating for Nicomekl Elementary is Medium.

### **Five Year Capital Plan**

No major capital projects were identified for the school in the District's last Five Year Capital Plan submitted in June 2010.

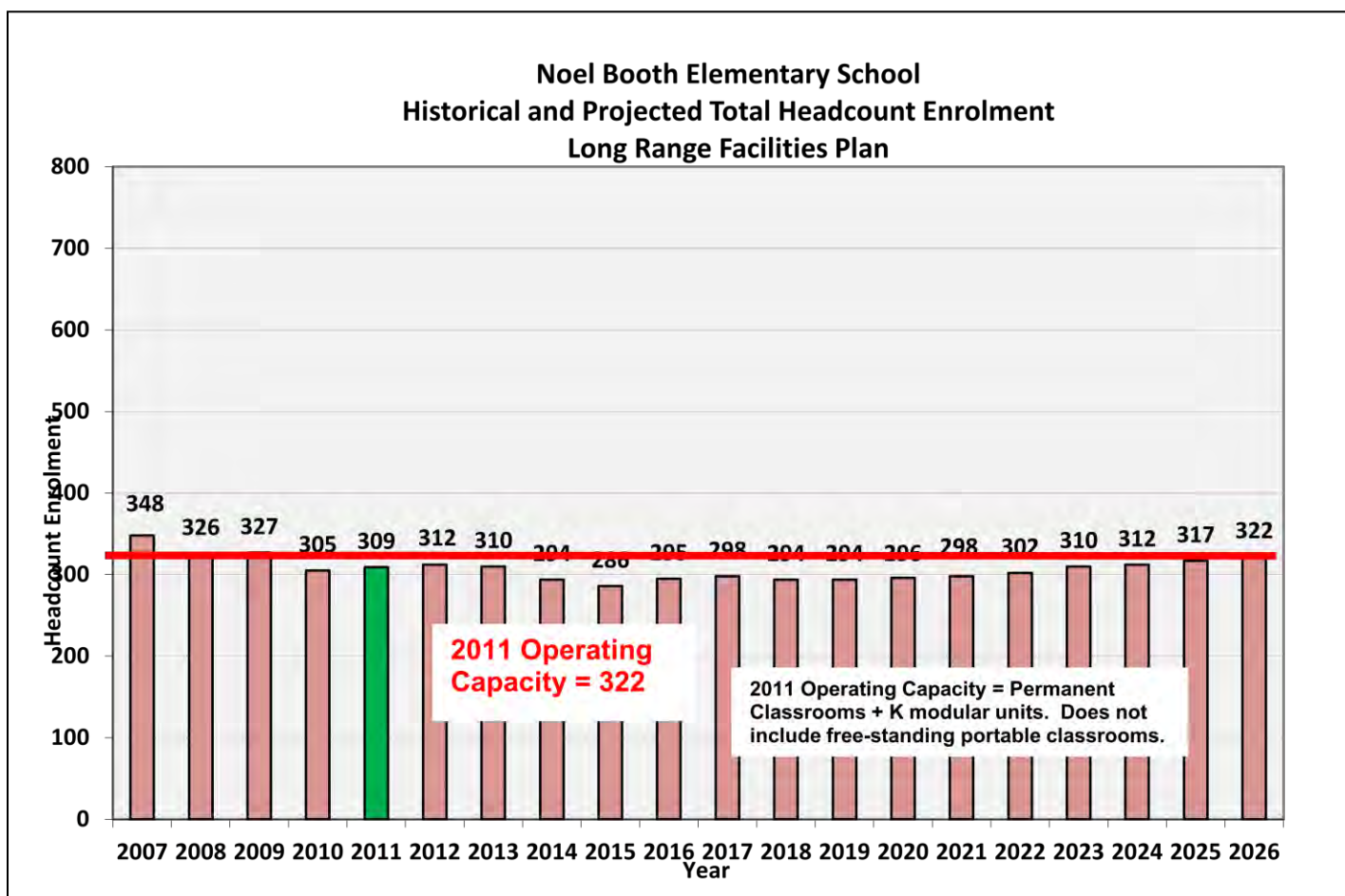
## APPENDIX A – SCHOOL FACILITIES – NOEL BOOTH ELEMENTARY SCHOOL

### NOEL BOOTH ELEMENTARY - ASSESSMENT

Noel Booth Elementary had a September 30, 2011 headcount enrolment of 309 students and a 2011 operating capacity of 322 students. The school has surplus capacity.

Noel Booth Elementary's projected 2016 headcount enrolment is 295 students. With a 2011 operating capacity of 322 students, the school is projected to have surplus capacity.

Noel Booth Elementary's projected 2021 headcount enrolment is 298 students. With a 2011 operating capacity of 322 students, the school is projected to have surplus capacity.





---

### **Facility Condition Assessment**

Noel Booth Elementary had a 2012 Facilities Condition Index (FCI) index rating of 0.22, which equates to an Average rating.

### **Seismic Risk Assessment**

The Ministry of Education 2012 Seismic Risking Rating for Noel Booth Elementary is Medium.

### **Five Year Capital Plan**

No major capital projects were identified for the school in the District's last Five Year Capital Plan submitted in June 2010.



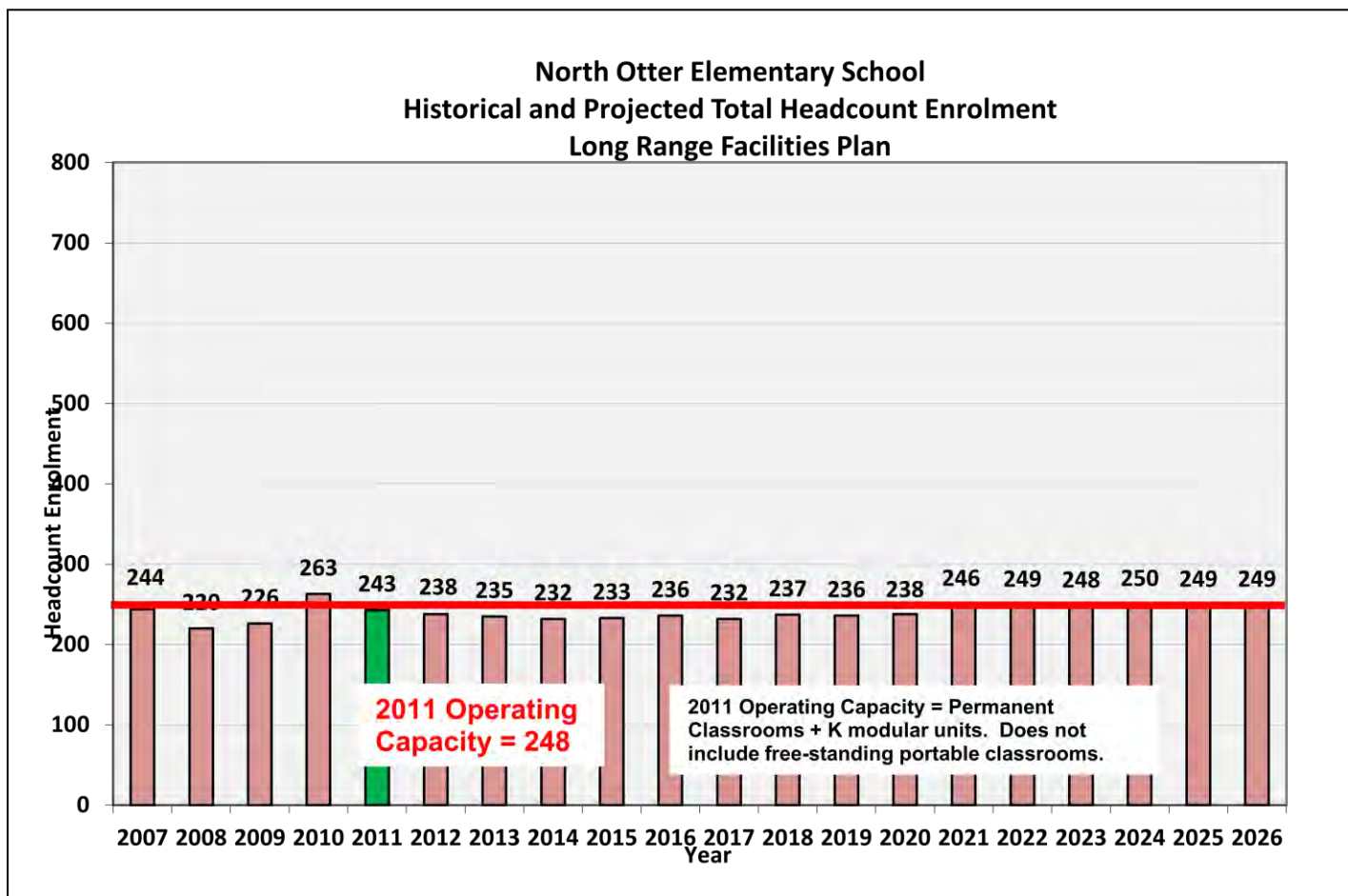
## APPENDIX A – SCHOOL FACILITIES – NORTH OTTER ELEMENTARY SCHOOL

### NORTH OTTER ELEMENTARY - ASSESSMENT

North Otter Elementary had a September 30, 2011 headcount enrolment of 243 students and a 2011 operating capacity of 248 students. The school has surplus capacity.

North Otter Elementary's projected 2016 headcount enrolment is 236 students. With a 2011 operating capacity of 248 students, the school is projected to have surplus capacity.

North Otter Elementary's projected 2021 headcount enrolment is 246 students. With a 2011 operating capacity of 248 students, the school is projected to have surplus capacity.



---

## **Facility Condition Assessment**

North Otter Elementary had a 2012 Facilities Condition Index (FCI) index rating of 0.35, which equates to a Poor rating.

## **Seismic Risk Assessment**

The Ministry of Education 2012 Seismic Risking Rating for North Otter Elementary is Medium.

## **Five Year Capital Plan**

No major capital projects were identified for the school in the District's last Five Year Capital Plan submitted in June 2010.

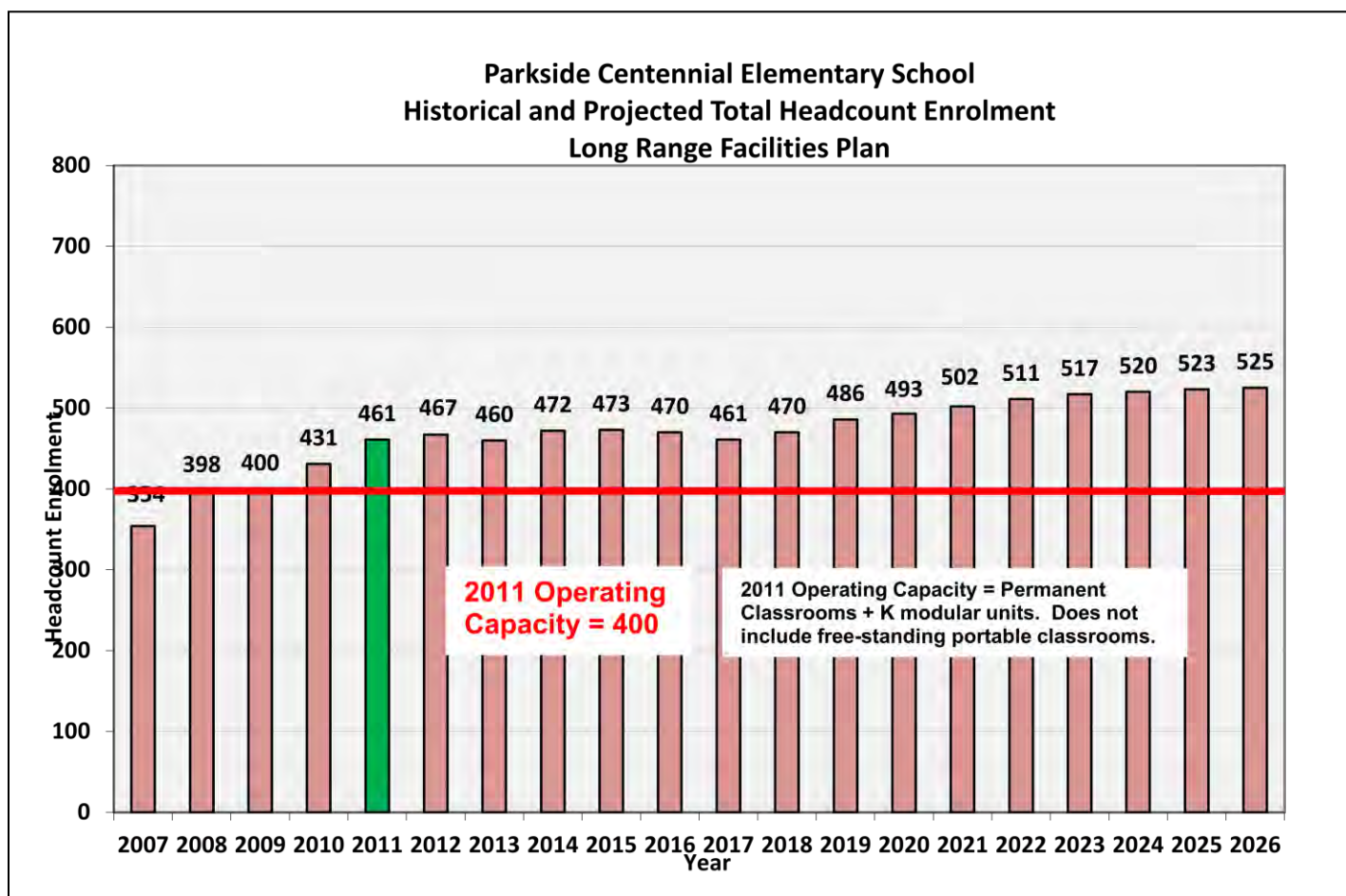
## APPENDIX A – SCHOOL FACILITIES – PARKSIDE CENTENNIAL ELEMENTARY SCHOOL

### PARKSIDE CENTENNIAL ELEMENTARY - ASSESSMENT

Parkside Centennial Elementary had a September 30, 2011 headcount enrolment of 461 students and a 2011 operating capacity of 400 students. The school is over capacity.

Parkside Centennial Elementary's projected 2016 headcount enrolment is 470 students. With a 2011 operating capacity of 400 students, the school is projected to be over capacity.

Parkside Centennial Elementary's projected 2021 headcount enrolment is 502 students. With a 2011 operating capacity of 400 students, the school is projected to be over capacity.



---

### **Facility Condition Assessment**

Parkside Centennial Elementary had a 2012 Facilities Condition Index (FCI) index rating of 0.46, which equates to a Poor rating.

### **Seismic Risk Assessment**

The Ministry of Education 2012 Seismic Risking Rating for Parkside Centennial Elementary is Low.

### **Five Year Capital Plan**

No major capital projects were identified for the school in the District's last Five Year Capital Plan submitted in June 2010.

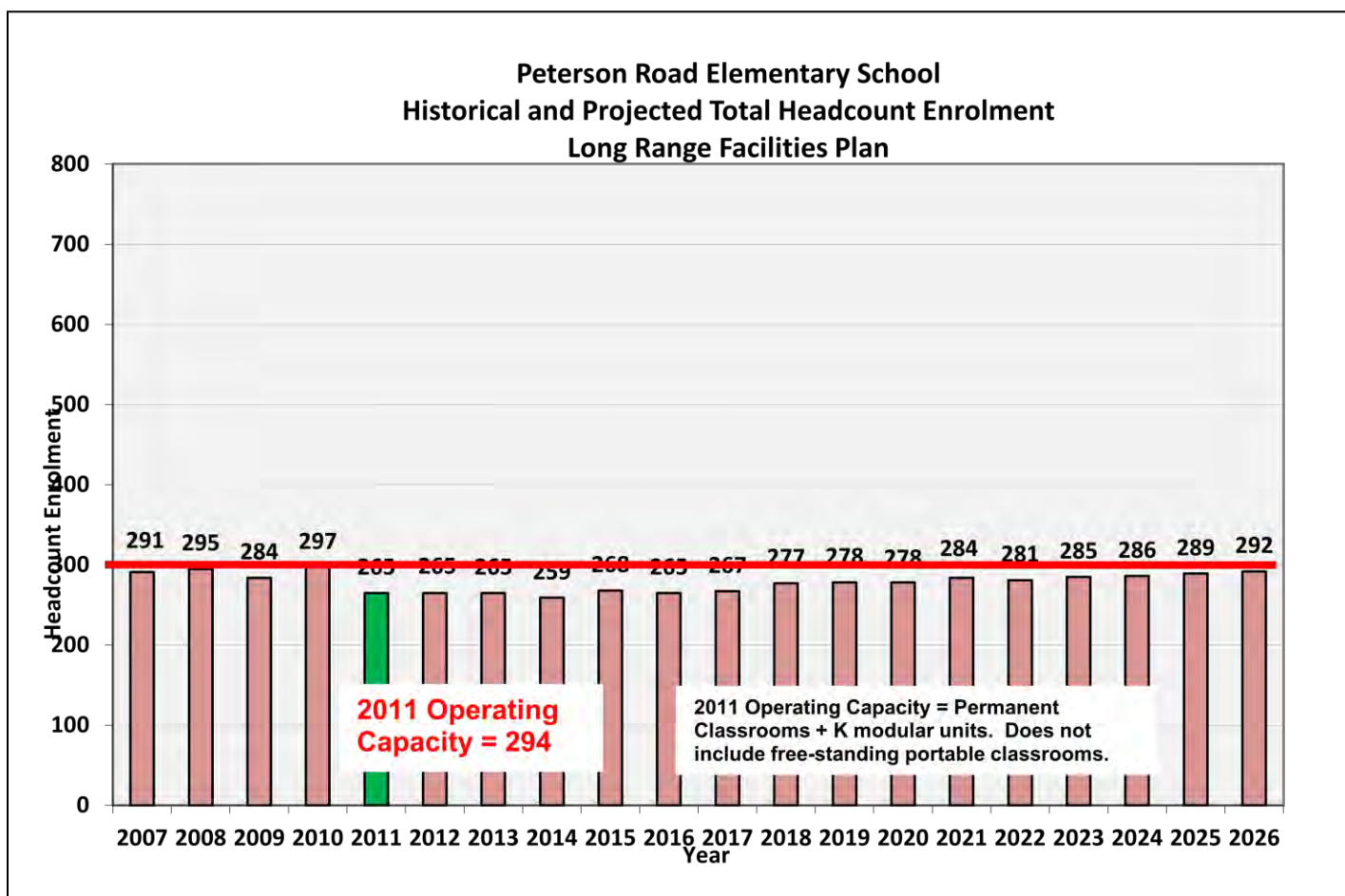
## APPENDIX A – SCHOOL FACILITIES – PETERSON ROAD ELEMENTARY SCHOOL

### PETERSON ROAD ELEMENTARY - ASSESSMENT

Peterson Road Elementary had a September 30, 2011 headcount enrolment of 265 students and a 2011 operating capacity of 294 students. The school has surplus capacity.

Peterson Road Elementary's projected 2016 headcount enrolment is 265 students. With a 2011 operating capacity of 294 students, the school is projected to have surplus capacity.

Peterson Road Elementary's projected 2021 headcount enrolment is 284 students. With a 2011 operating capacity of 294 students, the school is projected to have surplus capacity.



### **Facility Condition Assessment**

Peterson Road Elementary had a 2012 Facilities Condition Index (FCI) index rating of 0.45, which equates to a Poor rating.

### **Seismic Risk Assessment**

The Ministry of Education 2012 Seismic Risking Rating for Peterson Road Elementary is Unrated.

### **Five Year Capital Plan**

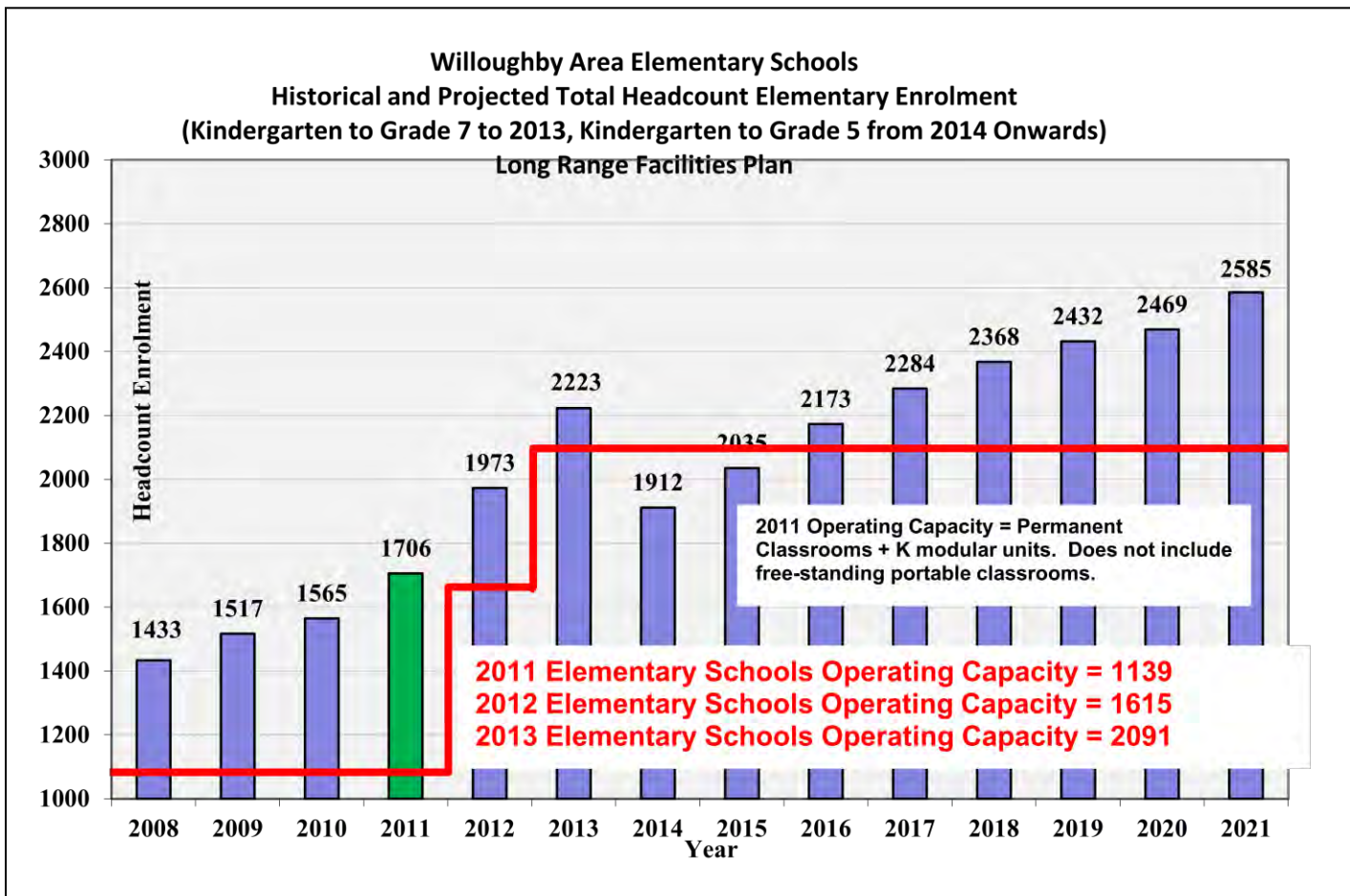
No major capital projects were identified for the school in the District's last Five Year Capital Plan submitted in June 2010.

## APPENDIX A – SCHOOL FACILITIES – R.C. GARNETT ELEMENTARY SCHOOL

### R.C. GARNETT ELEMENTARY - ASSESSMENT

R.C. Garnett Elementary is part of the Willoughby area group of elementary schools.

Due to rapid area residential development in the area, enrolment projections are shown collectively for the Willoughby area group of schools (Langley Meadows, Lynn Fripps, R.C. Garnett, Willoughby Elementary, and the new SE Yorkson Area Elementary which is scheduled to open in 2013). It is also noted that the Willoughby area elementary schools are currently Kindergarten to grade 7 in their grade configuration and that they are scheduled to convert to a Kindergarten to grade 5 grade configuration in 2014 with the opening of the new Yorkson Area Middle School.





---

### **Facility Condition Assessment**

R.C. Garnett Elementary had a 2012 Facilities Condition Index (FCI) index rating of 0.00, which equates to an Excellent rating.

### **Seismic Risk Assessment**

The Ministry of Education 2012 Seismic Risking Rating for R.C. Garnett Elementary is Unrated.

### **Five Year Capital Plan**

No major capital projects were identified for the school in the District's last Five Year Capital Plan submitted in June 2010.



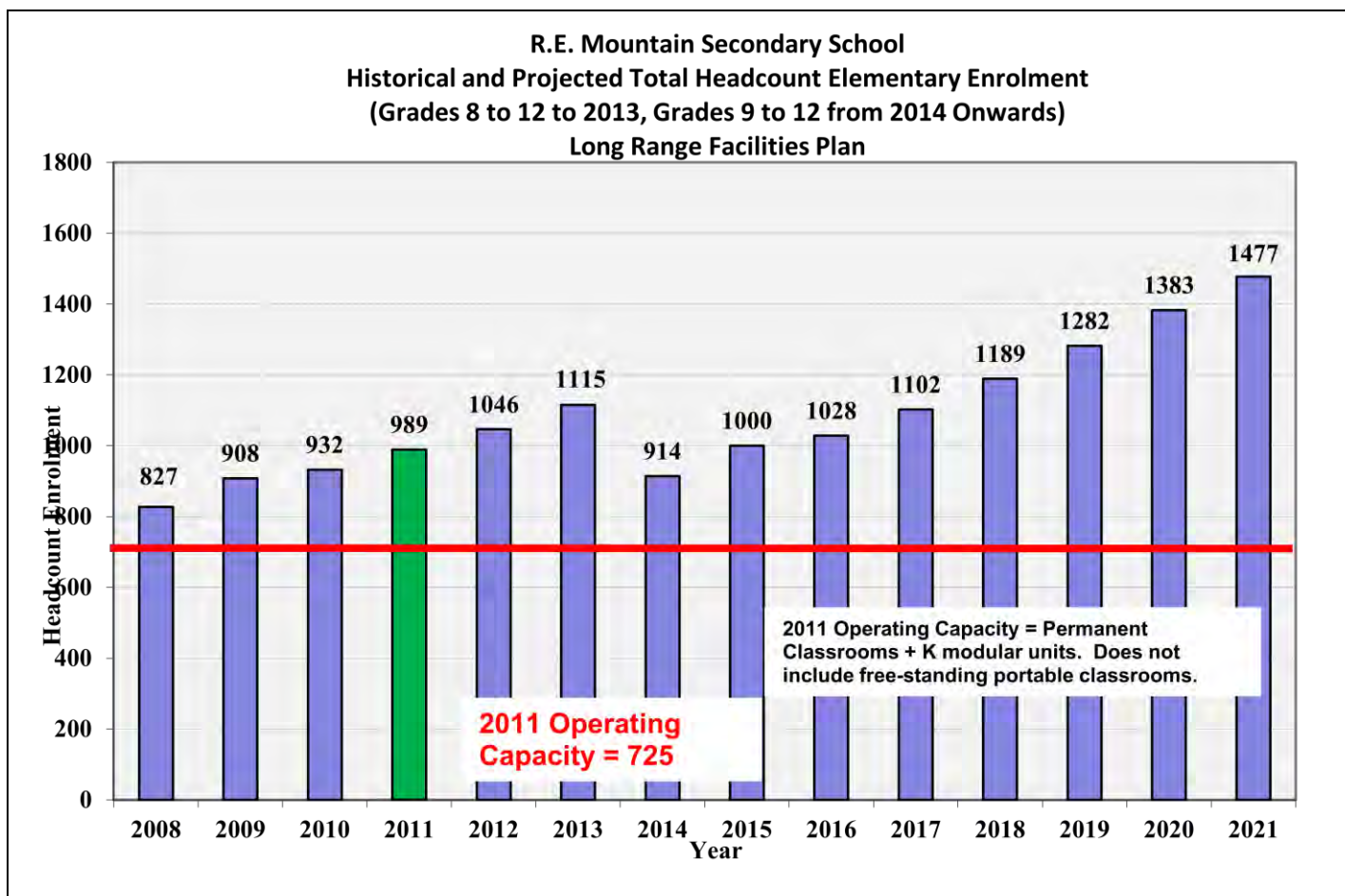
## APPENDIX A – SCHOOL FACILITIES – R.E. MOUNTAIN SECONDARY SCHOOL

### R.E. MOUNTAIN SECONDARY - ASSESSMENT

R.E. Mountain Secondary had a September 30, 2011 Grades 8 to 12 headcount enrolment of 989 students and a 2011 operating capacity of 725 students. The school has surplus capacity.

R.E. Mountain Secondary's projected 2016 Grades 9 to 12 headcount enrolment is 1028 students. With a 2011 operating capacity of 725 students, the school is projected to have surplus capacity.

R.E. Mountain Secondary's projected 2021 Grades 9 to 12 headcount enrolment is 1477 students. With a 2011 operating capacity of 725 students, the school is projected to have surplus capacity.



---

### **Facility Condition Assessment**

R.E. Mountain Secondary had a 2012 Facilities Condition Index (FCI) index rating of 0.26, which equates to an Average rating.

### **Seismic Risk Assessment**

The Ministry of Education 2012 Seismic Risking Rating for R.E. Mountain Secondary is High.

### **Five Year Capital Plan**

No major capital projects were identified for the school in the District's last Five Year Capital Plan submitted in June 2010.

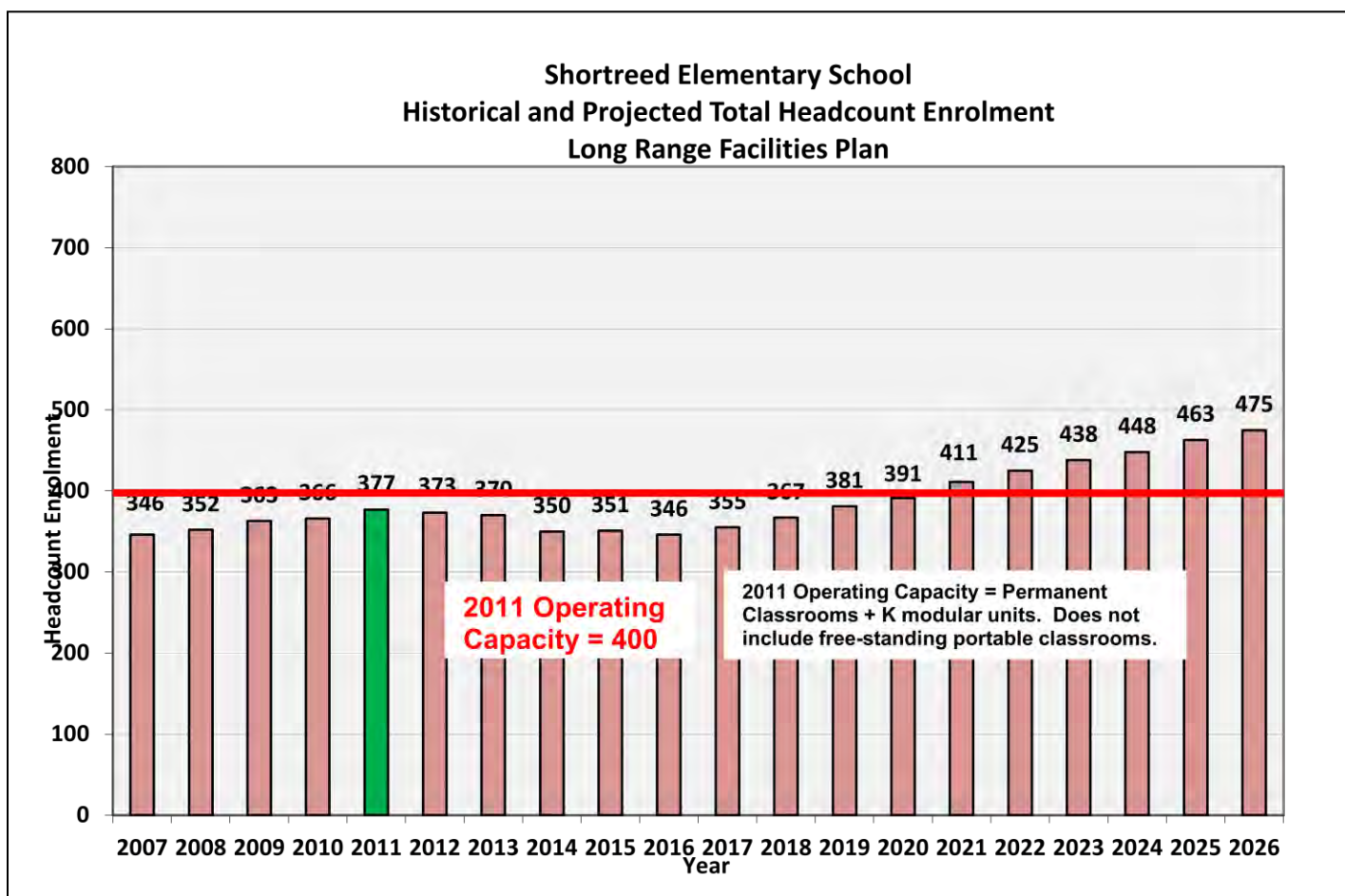
## APPENDIX A – SCHOOL FACILITIES – SHORTREED ELEMENTARY SCHOOL

### SHORTREED ELEMENTARY - ASSESSMENT

Shortread Elementary had a September 30, 2011 headcount enrolment of 377 students and a 2011 operating capacity of 400 students. The school has surplus capacity.

Shortread Elementary's projected 2016 headcount enrolment is 346 students. With a 2011 operating capacity of 400 students, the school is projected to have surplus capacity.

Shortread Elementary's projected 2021 headcount enrolment is 411 students. With a 2011 operating capacity of 400 students, the school is projected to be over capacity.



---

### **Facility Condition Assessment**

Shortreed Elementary had a 2012 Facilities Condition Index (FCI) index rating of 0.25, which equates to an Average rating.

### **Seismic Risk Assessment**

The Ministry of Education 2012 Seismic Risking Rating for Shortreed Elementary is High.

### **Five Year Capital Plan**

No major capital projects were identified for the school in the District's last Five Year Capital Plan submitted in June 2010.

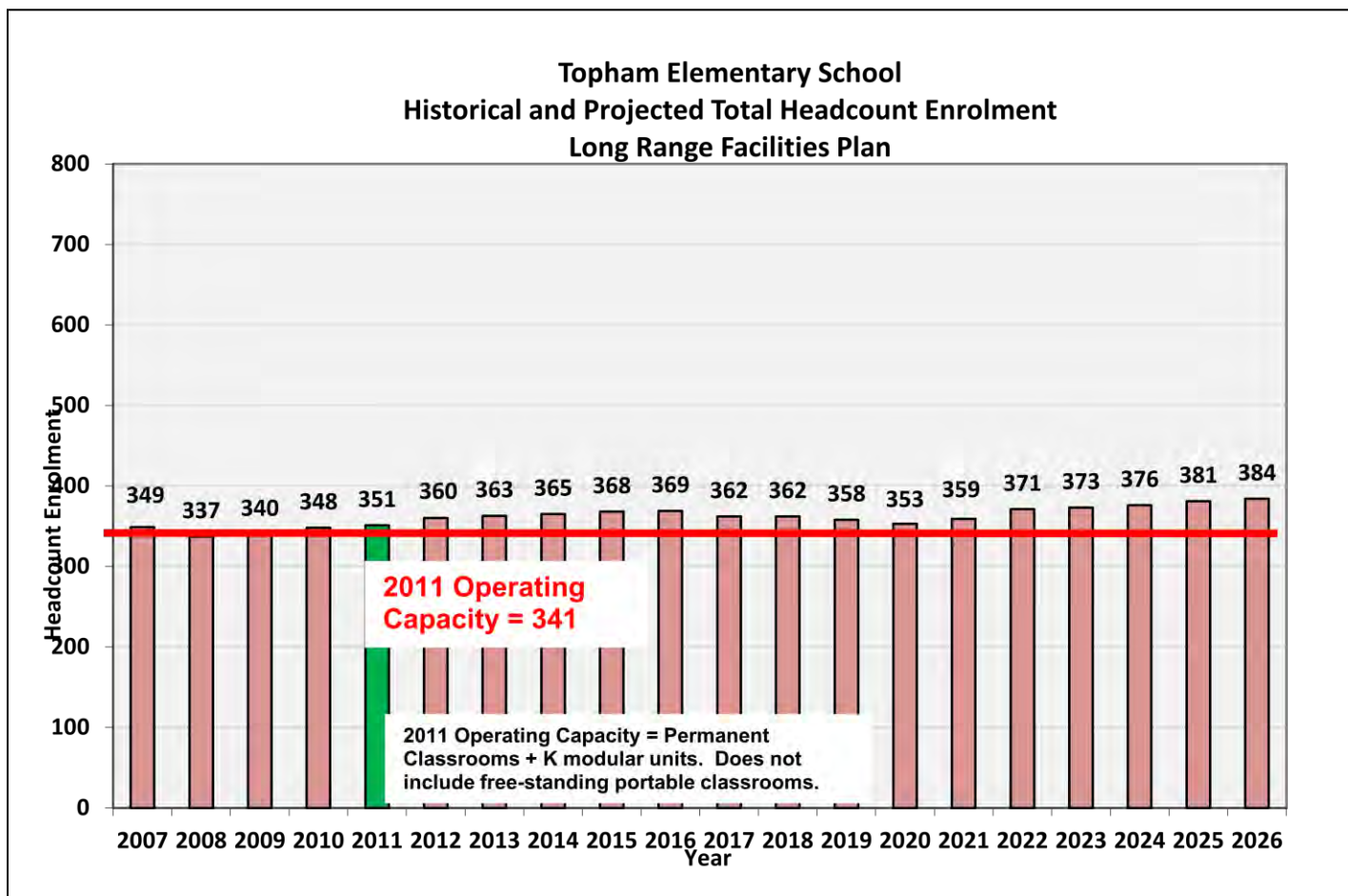
## APPENDIX A – SCHOOL FACILITIES – TOPHAM ELEMENTARY SCHOOL

### TOPHAM ELEMENTARY - ASSESSMENT

Topham Elementary had a September 30, 2011 headcount enrolment of 351 students and a 2011 operating capacity of 341 students. The school is over capacity.

Topham Elementary's projected 2016 headcount enrolment is 369 students. With a 2011 operating capacity of 341 students, the school is projected to be over capacity.

Topham Elementary's projected 2021 headcount enrolment is 359 students. With a 2011 operating capacity of 341 students, the school is projected to be over capacity.



---

### **Facility Condition Assessment**

Topham Elementary had a 2012 Facilities Condition Index (FCI) index rating of 0.09, which equates to a Good rating.

### **Seismic Risk Assessment**

The Ministry of Education 2012 Seismic Risking Rating for Topham Elementary is Unrated.

### **Five Year Capital Plan**

No major capital projects were identified for the school in the District's last Five Year Capital Plan submitted in June 2010.

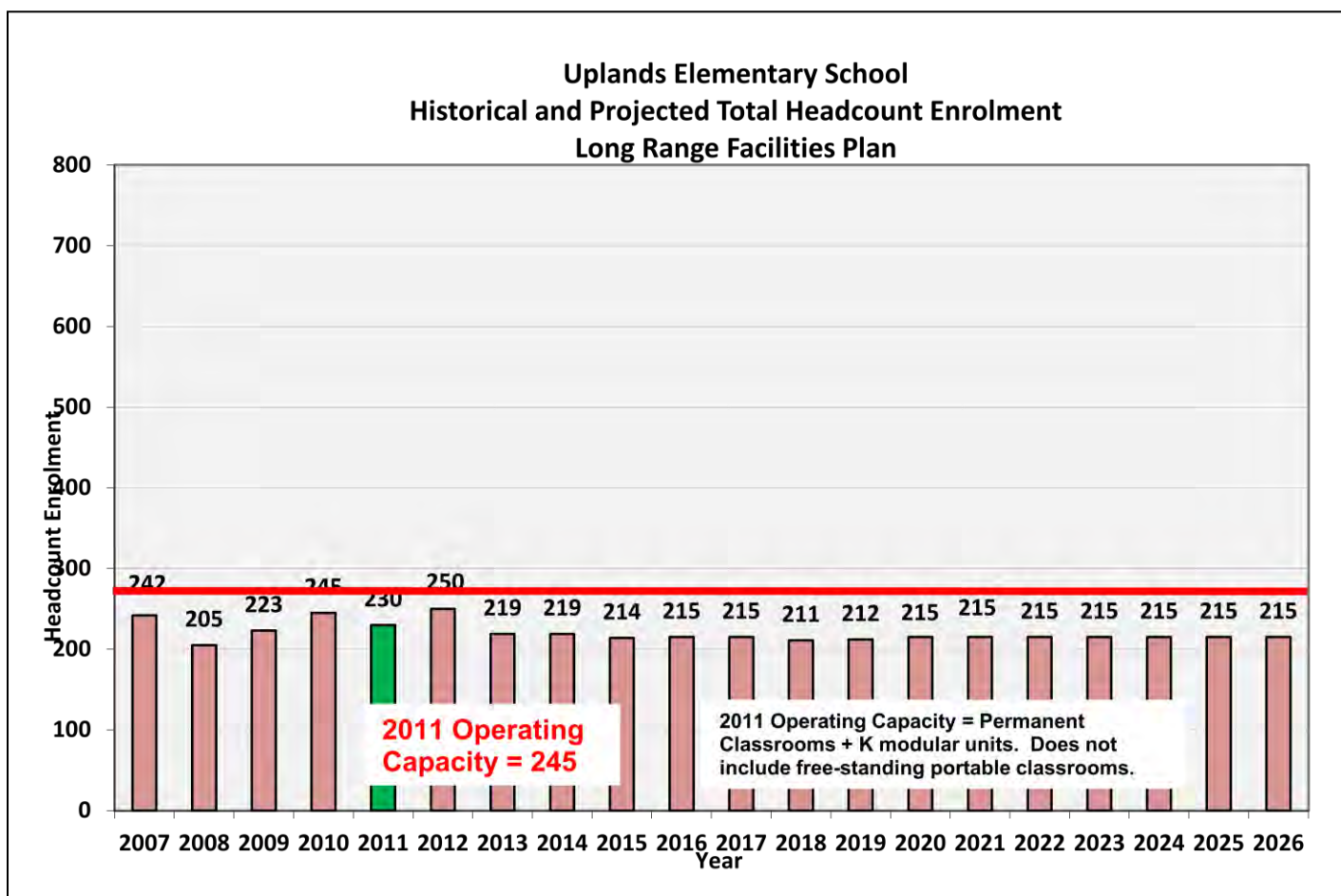
## APPENDIX A – SCHOOL FACILITIES – UPLANDS ELEMENTARY SCHOOL

### UPLANDS ELEMENTARY - ASSESSMENT

Uplands Elementary had a September 30, 2011 headcount enrolment of 230 students and a 2011 operating capacity of 245 students. The school has surplus capacity.

Uplands Elementary's projected 2016 headcount enrolment is 215 students. With a 2011 operating capacity of 245 students, the school is projected to have surplus capacity.

Uplands Elementary's projected 2021 headcount enrolment is 215 students. With a 2011 operating capacity of 245 students, the school is projected to have surplus capacity.





---

### **Facility Condition Assessment**

Uplands Elementary had a 2012 Facilities Condition Index (FCI) index rating of 0.47, which equates to a Poor rating.

### **Seismic Risk Assessment**

The Ministry of Education 2012 Seismic Risking Rating for Uplands Elementary is Medium.

### **Five Year Capital Plan**

No major capital projects were identified for the school in the District's last Five Year Capital Plan submitted in June 2010.

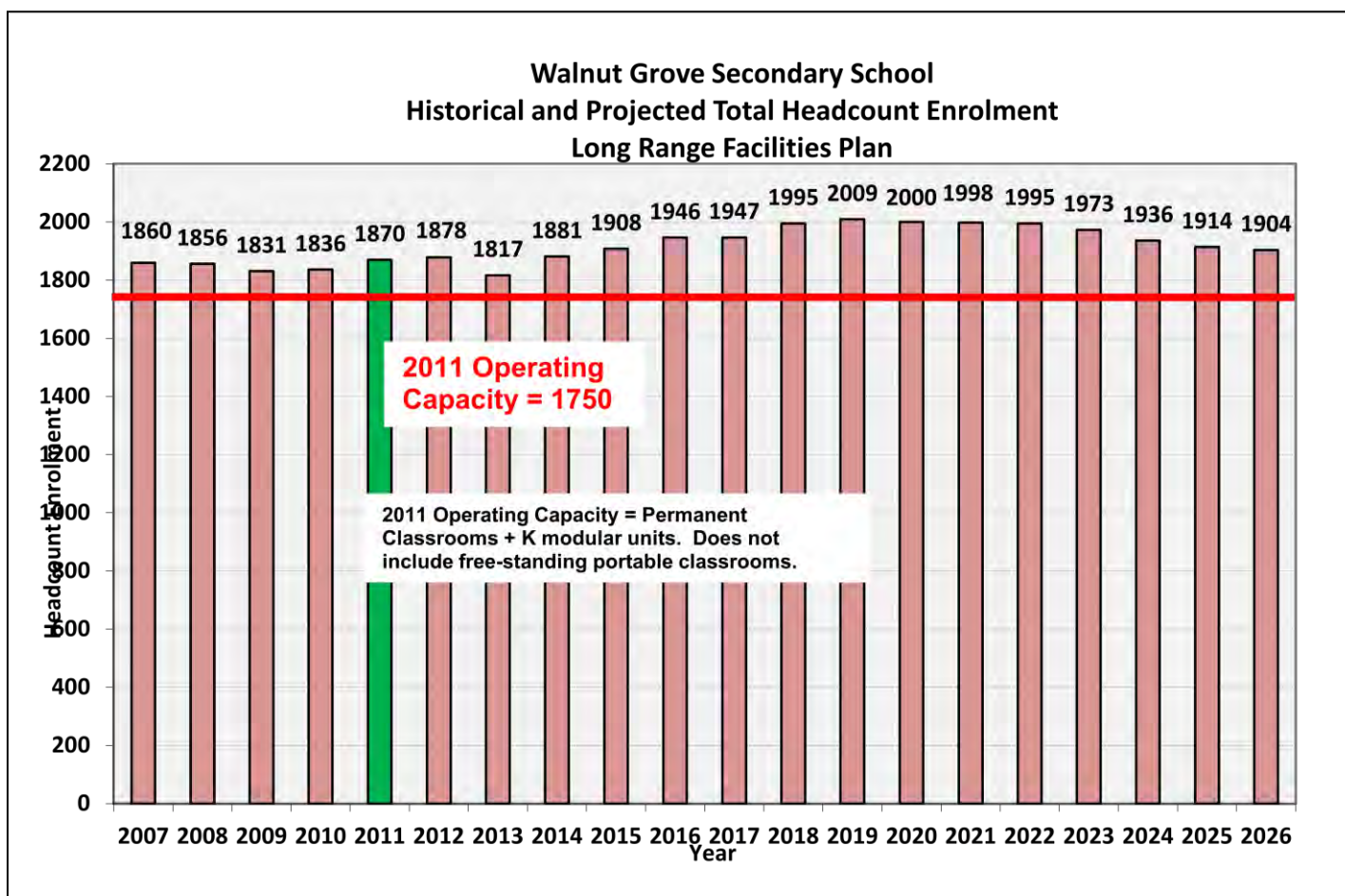
## APPENDIX A – SCHOOL FACILITIES – WALNUT GROVE SECONDARY SCHOOL

### WALNUT GROVE SECONDARY - ASSESSMENT

Walnut Grove Secondary had a September 30, 2011 headcount enrolment of 1870 students and a 2011 operating capacity of 1750 students. The school is over capacity.

Walnut Grove Secondary's projected 2016 headcount enrolment is 1946 students. With a 2011 operating capacity of 1750 students, the school is projected to be over capacity.

Walnut Grove Secondary's projected 2021 headcount enrolment is 1998 students. With a 2011 operating capacity of 1750 students, the school is projected to have surplus capacity.



---

### **Facility Condition Assessment**

Walnut Grove Secondary had a 2012 Facilities Condition Index (FCI) index rating of 0.13, which equates to a Good rating.

### **Seismic Risk Assessment**

The Ministry of Education 2012 Seismic Risking Rating for Walnut Grove Secondary is Unrated.

### **Five Year Capital Plan**

No major capital projects were identified for the school in the District's last Five Year Capital Plan submitted in June 2010.

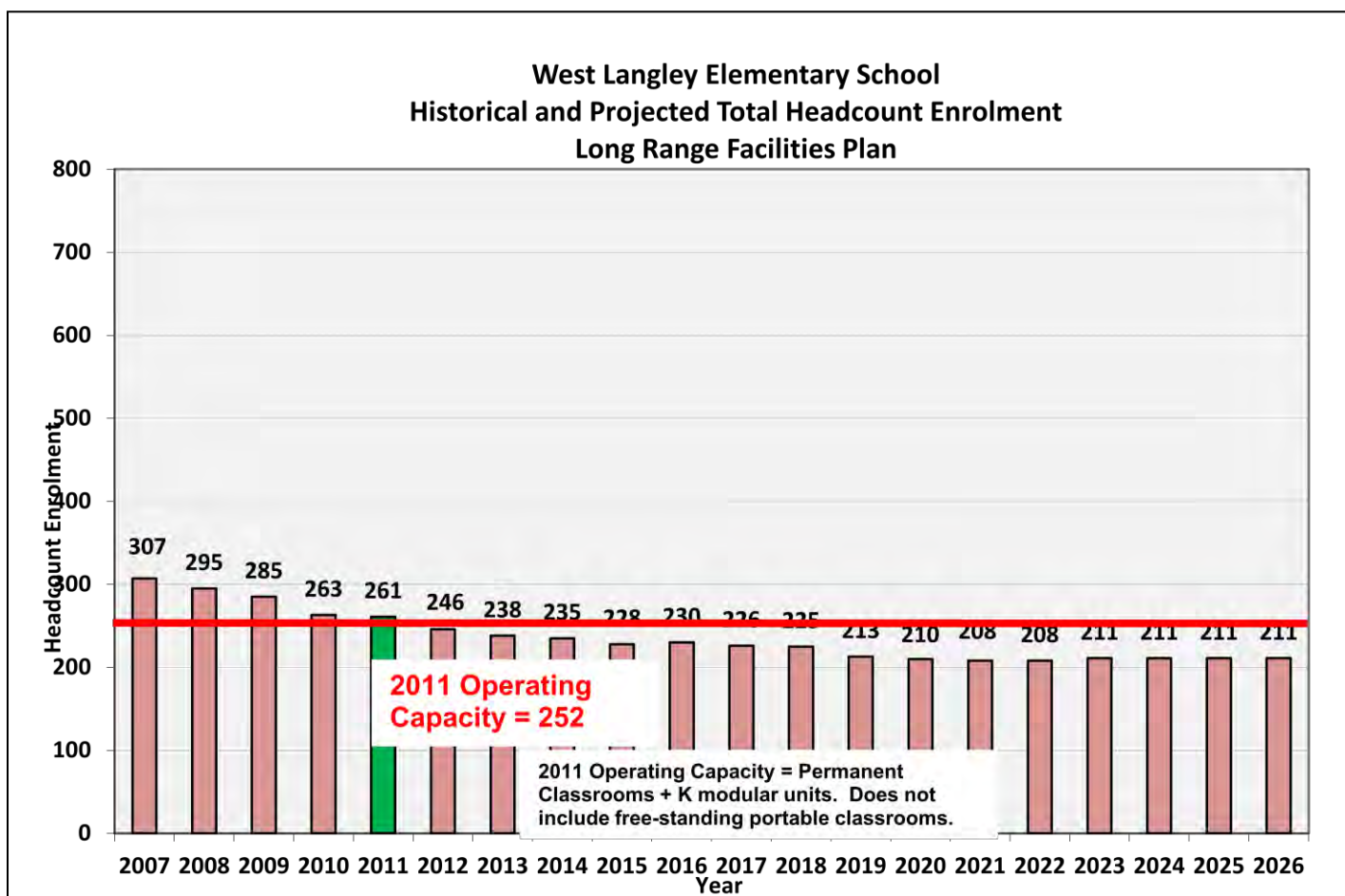
## APPENDIX A – SCHOOL FACILITIES – WEST LANGLEY ELEMENTARY SCHOOL

### WEST LANGLEY ELEMENTARY - ASSESSMENT

West Langley Elementary had a September 30, 2011 headcount enrolment of 261 students and a 2011 operating capacity of 252 students. The school is over capacity.

West Langley Elementary's projected 2016 headcount enrolment is 232 students. With a 2011 operating capacity of 252 students, the school is projected to have surplus capacity.

West Langley Elementary's projected 2021 headcount enrolment is 208 students. With a 2011 operating capacity of 252 students, the school is projected to have surplus capacity.



---

### **Facility Condition Assessment**

West Langley Elementary had a 2012 Facilities Condition Index (FCI) index rating of 0.39, which equates to a Poor rating.

### **Seismic Risk Assessment**

The Ministry of Education 2012 Seismic Risking Rating for West Langley Elementary is Medium.

### **Five Year Capital Plan**

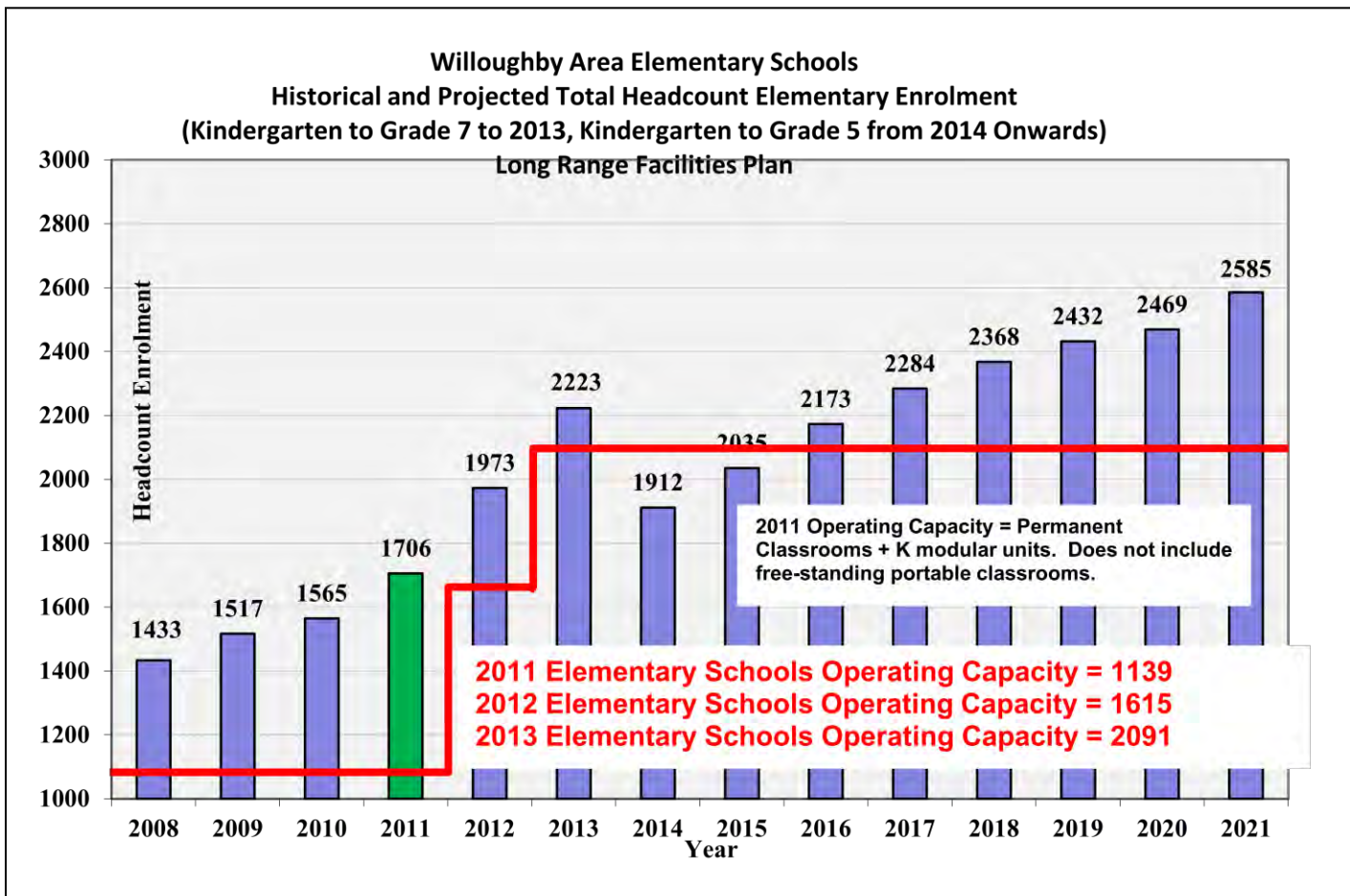
No major capital projects were identified for the school in the District's last Five Year Capital Plan submitted in June 2010.

## APPENDIX A – SCHOOL FACILITIES – WILLOUGHBY ELEMENTARY SCHOOL

### WILLOUGHBY ELEMENTARY - ASSESSMENT

Willoughby Elementary is part of the Willoughby area group of elementary schools.

Due to rapid area residential development in the area, enrolment projections are shown collectively for the Willoughby area group of schools (Langley Meadows, Lynn Fripps, R.C. Garnett, Willoughby Elementary, and the new SE Yorkson Area Elementary which is scheduled to open in 2013). It is also noted that the Willoughby area elementary schools are currently Kindergarten to grade 7 in their grade configuration and that they are scheduled to convert to a Kindergarten to grade 5 grade configuration in 2014 with the opening of the new Yorkson Area Middle School.



---

### **Facility Condition Assessment**

Willoughby Elementary had a 2012 Facilities Condition Index (FCI) index rating of 0.32, which equates to a Poor rating.

### **Seismic Risk Assessment**

The Ministry of Education 2012 Seismic Risking Rating for Willoughby Elementary is Medium.

### **Five Year Capital Plan**

No major capital projects were identified for the school in the District's last Five Year Capital Plan submitted in June 2010.



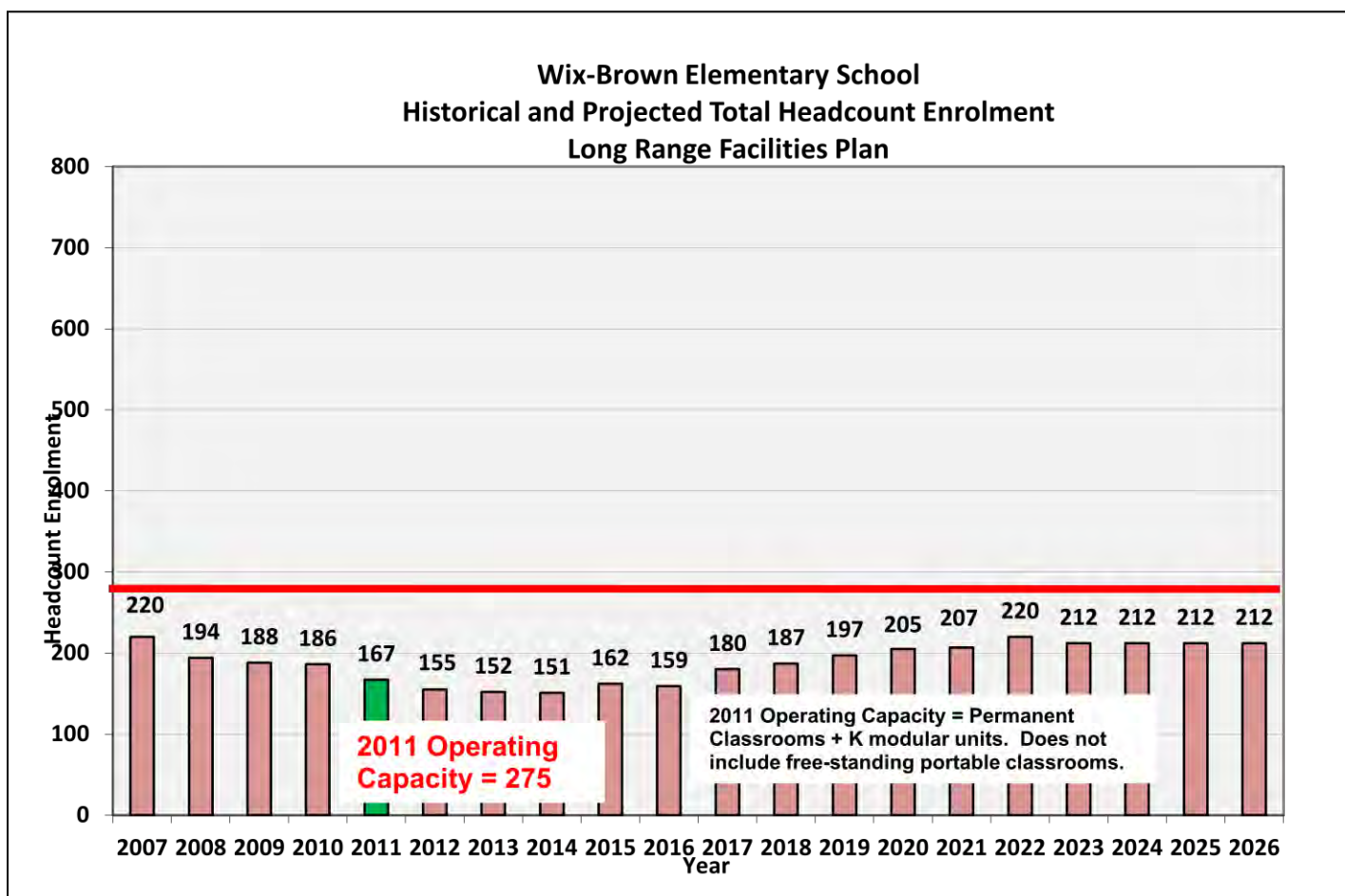
## APPENDIX A – SCHOOL FACILITIES – WIX-BROWN ELEMENTARY SCHOOL

### WIX-BROWN ELEMENTARY - ASSESSMENT

Wix-Brown Elementary had a September 30, 2011 headcount enrolment of 167 students and a 2011 operating capacity of 275 students. The school has surplus capacity.

Wix-Brown Elementary's projected 2016 headcount enrolment is 157 students. With a 2011 operating capacity of 275 students, the school is projected to have surplus capacity.

Wix-Brown Elementary's projected 2021 headcount enrolment is 207 students. With a 2011 operating capacity of 275 students, the school is projected to have surplus capacity.



---

### **Facility Condition Assessment**

Wix-Brown Elementary had a 2012 Facilities Condition Index (FCI) index rating of 0.38, which equates to a Poor rating.

### **Seismic Risk Assessment**

The Ministry of Education 2012 Seismic Risking Rating for Wix-Brown Elementary is Medium.

### **Five Year Capital Plan**

No major capital projects were identified for the school in the District's last Five Year Capital Plan submitted in June 2010.