



SCHOOL DISTRICT NO. 35 (LANGLEY)
STATEMENT OF FINANCIAL INFORMATION
JUNE 30, 2025

SCHOOL DISTRICT NO. 35 (LANGLEY)
STATEMENT OF FINANCIAL INFORMATION
TABLE OF CONTENTS
FOR THE YEAR ENDED JUNE 30, 2025

Documents are arranged in the following order:

1. *Approval of Statement of Financial Information*
2. *Financial Information Act Submission Checklist*
3. *Management Report*
4. *Audited Financial Statements*
5. *Schedule of Debt*
6. *Schedule of Guarantee and Indemnity Agreements*
7. *Schedule of Remuneration and Expenses*
8. *Statement of Severance Agreements*
9. *Schedule of Payments for the Provision of Goods and Services*
10. *Explanation of differences to Audited Financial Statements*



Ministry
of Education

SCHOOL DISTRICT STATEMENT OF FINANCIAL INFORMATION (SOFI)

6049

SCHOOL DISTRICT NUMBER	NAME OF SCHOOL DISTRICT	YEAR
35	LANGLEY	2024 - 2025
OFFICE LOCATION(S)	TELEPHONE NUMBER	
LANGLEY, B.C.	604-534-7891	
MAILING ADDRESS		
4875 - 222nd STREET		
CITY	PROVINCE	POSTAL CODE
LANGLEY	BC	V3A 3Z7
NAME OF SUPERINTENDENT	TELEPHONE NUMBER	
MAL GILL	604-534-7891	
NAME OF SECRETARY TREASURER	TELEPHONE NUMBER	
BRIAN ISELI	604-534-7891	

DECLARATION AND SIGNATURES

We, the undersigned, certify that the attached is a correct and true copy of the Statement of Financial Information for the year ended
June 30, 2025

for School District No. 35 as required under Section 2 of the Financial Information Act.

SIGNATURE OF CHAIRPERSON OF THE BOARD OF EDUCATION	DATE SIGNED
SIGNATURE OF SUPERINTENDENT	DATE SIGNED
SIGNATURE OF SECRETARY TREASURER	DATE SIGNED

SCHOOL DISTRICT NO. 35 (LANGLEY)
STATEMENT OF FINANCIAL INFORMATION
FINANCIAL INFORMATION ACT – SUBMISSION CHECKLIST
FOR THE YEAR ENDED JUNE 30, 2025

		Due Date
a)	<input type="checkbox"/> A statement of assets and liabilities (audited financial statements).	September 30
b)	<input type="checkbox"/> An operational statement including, i) a Statement of Income and ii) a Statement of Changes in Financial Position, or, if omitted, an explanation in the Notes to Financial Statements (audited financial statements)	September 30
c)	<input type="checkbox"/> A schedule of debts (audited financial statements).	September 30
d)	<input type="checkbox"/> A schedule of guarantee and indemnity agreements including the names of the entities involved and the amount of money involved. (Note: Nil schedules can be submitted December 31).	September 30
e)	A schedule of remuneration and expenses, including:	December 31
	<input type="checkbox"/> i) an alphabetical list of employees earning over \$75,000, the total amount of expenses paid to or on behalf of each employee for the year reported and a consolidated total for employees earning under \$75,000. If the total wages and expenses differs from the audited financial statements, an explanation is required.	
	<input type="checkbox"/> ii) a list by name and position of Board Members with the amount of any salary and expenses paid to or on behalf of the member	
	<input type="checkbox"/> iii) the number of severance agreements started during the fiscal year and the range of months' pay covered by the agreement, in respect of excluded employees. If there are no agreements to report, an explanation is required	
f)	<input type="checkbox"/> An alphabetical list of suppliers receiving over \$25,000 and a consolidated total for those suppliers receiving less than \$25,000. If the total differs from the Audited Financial Statements, an explanation is required.	December 31
g)	<input type="checkbox"/> Approval of Statement of Financial Information.	December 31
h)	<input type="checkbox"/> A management report approved by the Chief Financial Officer	December 31

SCHOOL DISTRICT NO. 35 (LANGLEY)
STATEMENT OF FINANCIAL INFORMATION
MANAGEMENT REPORT
FOR THE YEAR ENDED JUNE 30, 2025

The Financial Statements contained in this Statement of Financial Information under the Financial Information Act have been prepared by management in accordance with Canadian generally accepted accounting principles and the integrity and objectivity of these statements are management's responsibility.

Management is also responsible for all other schedules of financial information and for ensuring this information is consistent, where appropriate, with the information contained in the financial statements and for implementing and maintaining a system of internal controls to provide reasonable assurance that reliable financial information is produced.

The Board of Education is responsible for ensuring that management fulfils its responsibilities for financial reporting and internal control and for approving the financial information included in the Statement of Financial Information.

The external auditors, KPMG, conduct an independent examination, in accordance with generally accepted auditing standards, and express their opinion on the financial statements as required by the School Act. Their examination does not relate to the other schedules of financial information required by the Financial Information Act. Their examination includes a review and evaluation of the Board's system of internal control and appropriate tests and procedures to provide reasonable assurance that the financial statements are presented fairly.

On behalf of School District No. 35 (Langley)

Mal Gill, Superintendent

Date

Brian Iseli, Secretary Treasurer

Date

Audited Financial Statements of

School District No. 35 (Langley)

And Independent Auditors' Report thereon

June 30, 2025

School District No. 35 (Langley)

June 30, 2025

Table of Contents

Management Report	1
Independent Auditors' Report	2-4
Statement of Financial Position - Statement 1	5
Statement of Operations - Statement 2	6
Statement of Changes in Net Debt - Statement 4	7
Statement of Cash Flows - Statement 5	8
Notes to the Financial Statements	9-27
Schedule of Changes in Accumulated Surplus (Deficit) by Fund - Schedule 1 (Unaudited)	28
Schedule of Operating Operations - Schedule 2 (Unaudited)	29
Schedule 2A - Schedule of Operating Revenue by Source (Unaudited)	30
Schedule 2B - Schedule of Operating Expense by Object (Unaudited)	31
Schedule 2C - Operating Expense by Function, Program and Object (Unaudited)	32
Schedule of Special Purpose Operations - Schedule 3 (Unaudited)	34
Schedule 3A - Changes in Special Purpose Funds and Expense by Object (Unaudited)	35
Schedule of Capital Operations - Schedule 4 (Unaudited)	38
Schedule 4A - Tangible Capital Assets (Unaudited)	39
Schedule 4B - Tangible Capital Assets - Work in Progress (Unaudited)	40
Schedule 4C - Deferred Capital Revenue (Unaudited)	41
Schedule 4D - Changes in Unspent Deferred Capital Revenue (Unaudited)	42

School District No. 35 (Langley)

MANAGEMENT REPORT

Version: 7591-6845-4863

Management's Responsibility for the Financial Statements.

The accompanying financial statements of School District No. 35 (Langley) have been prepared by management in accordance with the accounting requirements of Section 23.1 of the Budget Transparency and Accountability Act of British Columbia, supplemented by Regulations 257/2010 and 198/2011 issued by the Province of British Columbia Treasury Board, and the integrity and objectivity of these statements are management's responsibility. Management is also responsible for all of the notes to the financial statements and schedules, and for ensuring that this information is consistent, where appropriate, with the information contained in the financial statements.


The preparation of financial statements necessarily involves the use of estimates based on management's judgment particularly when transactions affecting the current accounting period cannot be finalized with certainty until future periods.

Management is also responsible for implementing and maintaining a system of internal controls to provide reasonable assurance that assets are safeguarded, transactions are properly authorized and reliable financial information is produced.

The Board of Education of School District No. 35 (Langley) (called the "Board") is responsible for ensuring that management fulfills its responsibilities for financial reporting and internal control and exercises these responsibilities through the Board. The Board reviews internal financial statements on a monthly basis and externally audited financial statements yearly.

The external auditors, KPMG, conduct an independent examination, in accordance with Canadian generally accepted auditing standards, and express their opinion on the financial statements. The external auditors have full and free access to financial management of School District No. 35 (Langley) and meet when required. The accompanying Independent Auditors' Report outlines their responsibilities, the scope of their examination and their opinion on the School District's financial statements.

On behalf of School District No. 35 (Langley)



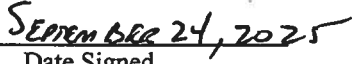
Signature of the Chairperson of the Board of Education



Date Signed




Signature of the Superintendent



Date Signed



Signature of the Secretary Treasurer



Date Signed



KPMG LLP

3rd Floor 8506 200th Street
Langley BC V2Y 0M1
Canada
Telephone 604 455 4000
Fax 604 881 4988

INDEPENDENT AUDITOR'S REPORT

To the Board of Education of School District No. 35 (Langley), and

To the Minister of Education and Child Care, Province of British Columbia

Opinion

We have audited the financial statements of School District No. 35 (Langley), (the "Entity"), which comprise:

- the statement of financial position as at June 30, 2025
- the statement of operations for the year then ended
- the statement of changes in net debt for the year then ended
- the statement of cash flows for the year then ended
- and notes to the financial statements, including a summary of significant accounting policies

(Hereinafter referred to as the "financial statements").

In our opinion, the accompanying financial statements as at and for the year ended June 30, 2024 of the Entity are prepared, in all material respects, in accordance with the financial reporting provisions of Section 23.1 of the Budget Transparency and Accountability Act of the Province of British Columbia.

Basis for Opinion

We conducted our audit in accordance with Canadian generally accepted auditing standards. Our responsibilities under those standards are further described in the "***Auditor's Responsibilities for the Audit of the Financial Statements***" section of our auditor's report.

We are independent of the Entity in accordance with the ethical requirements that are relevant to our audit of the financial statements in Canada and we have fulfilled our other ethical responsibilities in accordance with these requirements.

We believe that the audit evidence we have obtained is sufficient and appropriate to provide a basis for our opinion.

Emphasis of Matter – Financial Reporting Framework

We draw attention to Note 2(a) to the financial statements which describes the applicable financial reporting framework and the significant differences between the financial reporting framework and Canadian public sector accounting standards.

Our opinion is not modified in respect of this matter.



Other Information

Management is responsible for the other information. Other information comprises:

- Information, other than the financial statements and auditor's report thereon, included in the Financial Statement Discussion and Analysis document; and
- Unaudited Schedules 1-4 attached to the audited financial statements.

Our opinion on the financial statements does not cover the other information and we do not and will not express any form of assurance conclusion thereon.

In connection with our audit of the financial statements, our responsibility is to read the other information identified above and, in doing so, consider whether the other information is materially inconsistent with the financial statements or our knowledge obtained in the audit, or otherwise appears to be materially misstated.

We obtained the information, other than the financial statements and auditor's report thereon, included in the Financial Statement Discussion and Analysis document and the Unaudited Schedules 1-4 attached to the audited financial statements as at the date of this auditor's report.

If, based on the work we have performed on this other information, we conclude that there is a material misstatement of this other information, we are required to report that fact in the auditor's report.

We have nothing to report in this regard.

Responsibilities of Management and Those Charged with Governance for the Financial Statements

Management is responsible for the preparation of the financial statements in accordance with the financial reporting provisions of Section 23.1 of the Budget and Transparency and Accountability Act of the Province of British Columbia and for such internal control as management determines is necessary to enable the preparation of financial statements that are free from material misstatement, whether due to fraud or error.

In preparing the financial statements, management is responsible for assessing the Entity's ability to continue as a going concern, disclosing as applicable, matters related to going concern and using the going concern basis of accounting unless management either intends to liquidate the Entity or to cease operations, or has no realistic alternative but to do so.

Those charged with governance are responsible for overseeing the Entity's financial reporting process.

Auditor's Responsibilities for the Audit of the Financial Statements

Our objectives are to obtain reasonable assurance about whether the financial statements as a whole are free from material misstatement, whether due to fraud or error, and to issue an auditor's report that includes our opinion.

Reasonable assurance is a high level of assurance, but is not a guarantee that an audit conducted in accordance with Canadian generally accepted auditing standards will always detect a material misstatement when it exists.

Misstatements can arise from fraud or error and are considered material if, individually or in the aggregate, they could reasonably be expected to influence the economic decisions of users taken on the basis of the financial statements.



As part of an audit in accordance with Canadian generally accepted auditing standards, we exercise professional judgment and maintain professional skepticism throughout the audit.

We also:

- Identify and assess the risks of material misstatement of the financial statements, whether due to fraud or error, design and perform audit procedures responsive to those risks, and obtain audit evidence that is sufficient and appropriate to provide a basis for our opinion.

The risk of not detecting a material misstatement resulting from fraud is higher than for one resulting from error, as fraud may involve collusion, forgery, intentional omissions, misrepresentations, or the override of internal control.

- Obtain an understanding of internal control relevant to the audit in order to design audit procedures that are appropriate in the circumstances, but not for the purpose of expressing an opinion on the effectiveness of the Entity's internal control.
- Evaluate the appropriateness of accounting policies used and the reasonableness of accounting estimates and related disclosures made by management.
- Conclude on the appropriateness of management's use of the going concern basis of accounting and, based on the audit evidence obtained, whether a material uncertainty exists related to events or conditions that may cast significant doubt on the Entity's ability to continue as a going concern. If we conclude that a material uncertainty exists, we are required to draw attention in our auditor's report to the related disclosures in the financial statements or, if such disclosures are inadequate, to modify our opinion. Our conclusions are based on the audit evidence obtained up to the date of our auditor's report. However, future events or conditions may cause the Entity to cease to continue as a going concern.
- Communicate with those charged with governance regarding, among other matters, the planned scope and timing of the audit and significant audit findings, including any significant deficiencies in internal control that we identify during our audit.

A handwritten signature in black ink that reads 'KPMG LLP' with a horizontal line underneath.

Chartered Professional Accountants

Langley, Canada
September 24, 2025

School District No. 35 (Langley)

Statement of Financial Position

As at June 30, 2025

Statement 1

	2025 Actual	2024 Actual
	\$	\$
Financial Assets		
Cash and Cash Equivalents	104,664,515	97,919,209
Accounts Receivable		
Due from Province - Ministry of Education and Child Care	10,476,438	4,438,187
Other (Note 3)	5,055,241	3,238,642
Total Financial Assets	120,196,194	105,596,038
Liabilities		
Accounts Payable and Accrued Liabilities		
Due to Province - Ministry of Education and Child Care	470,753	-
Other (Note 4)	64,366,046	48,379,793
Unearned Revenue (Note 6)	14,841,101	16,133,075
Deferred Revenue (Note 7)	8,003,943	6,706,400
Deferred Capital Revenue (Note 8)	312,873,104	261,719,752
Employee Future Benefits (Note 9)	7,622,746	7,143,784
Asset Retirement Obligation (Note 17)	37,324,535	31,326,079
Total Liabilities	445,502,228	371,408,883
Net Debt	(325,306,034)	(265,812,845)
Non-Financial Assets		
Tangible Capital Assets (Note 5)	503,298,471	415,117,391
Prepaid Expenses	3,291,828	2,551,827
Total Non-Financial Assets	506,590,299	417,669,218
Accumulated Surplus (Deficit) (Note 12)	181,284,265	151,856,373


Contractual Obligations (Note 15, 20)

Contingent Liabilities (Note 15)


Approved by the Board

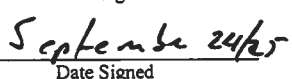

 Signature of the Chairperson of the Board of Education


 Date Signed


 Signature of the Superintendent


 Date Signed


 Signature of the Secretary Treasurer


 Date Signed

School District No. 35 (Langley)Statement of Operations
Year Ended June 30, 2025

Statement 2

	2025 Budget (Note 16)	2025 Actual	2024 Actual
	\$	\$	\$
Revenues			
Provincial Grants			
Ministry of Education and Child Care	358,004,133	383,355,348	325,985,490
Other	246,559	238,559	255,959
Municipal Grants Spent on Sites		3,032,923	
Federal Grants	1,165,025	1,099,885	906,829
Tuition	16,903,043	17,642,938	15,962,824
Other Revenue	10,395,306	10,835,523	10,879,947
Rentals and Leases	1,092,150	1,329,530	1,042,949
Investment Income	2,770,000	2,710,119	3,640,749
Amortization of Deferred Capital Revenue	12,289,437	12,473,953	11,972,257
Total Revenue	402,865,653	432,718,778	370,647,004
Expenses			
Instruction	342,250,781	331,005,431	299,085,109
District Administration	11,294,789	12,087,624	10,562,062
Operations and Maintenance	48,694,787	50,277,214	46,962,610
Transportation and Housing	3,475,176	3,729,053	3,554,437
Asset Retirement Obligation revaluation		6,191,564	
Total Expense	405,715,533	403,290,886	360,164,218
Surplus (Deficit) for the year	(2,849,880)	29,427,892	10,482,786
Accumulated Surplus (Deficit) from Operations, beginning of year		151,856,373	141,373,587
Accumulated Surplus (Deficit) from Operations, end of year		181,284,265	151,856,373

School District No. 35 (Langley)

Statement 4

Statement of Changes in Net Debt

Year Ended June 30, 2025

	2025 Budget (Note 16)	2025 Actual	2024 Actual
	\$	\$	\$
Surplus (Deficit) for the year	<u>(2,849,880)</u>	<u>29,427,892</u>	<u>10,482,786</u>
Effect of change in Tangible Capital Assets			
Acquisition of Tangible Capital Assets (Note 5)	(77,031,645)	(112,605,246)	(39,136,811)
Amortization of Tangible Capital Assets (Note 5)	17,820,855	18,232,602	16,986,348
Asset Retirement Obligation revaluation (Note 17)		6,191,564	
Total Effect of change in Tangible Capital Assets	<u>(59,210,790)</u>	<u>(88,181,080)</u>	<u>(22,150,463)</u>
Acquisition of Prepaid Expenses		(3,291,826)	(2,551,825)
Use of Prepaid Expenses		2,551,825	2,544,783
Total Effect of change in Other Non-Financial Assets	<u>-</u>	<u>(740,001)</u>	<u>(7,042)</u>
(Increase) Decrease in Net Debt, before Net Remeasurement Gains (Losses)	<u>(62,060,670)</u>	<u>(59,493,189)</u>	<u>(11,674,719)</u>
Net Remeasurement Gains (Losses)			
(Increase) Decrease in Net Debt		<u>(59,493,189)</u>	<u>(11,674,719)</u>
Net Debt, beginning of year		<u>(265,812,845)</u>	<u>(254,138,126)</u>
Net Debt, end of year		<u><u>(325,306,034)</u></u>	<u><u>(265,812,845)</u></u>

School District No. 35 (Langley)

Statement 5

Statement of Cash Flows
Year Ended June 30, 2025

	2025 Actual	2024 Actual
	\$	\$
Operating Transactions		
Surplus (Deficit) for the year	29,427,892	10,482,786
Changes in Non-Cash Working Capital		
Decrease (Increase)		
Accounts Receivable	(7,854,850)	(3,318,518)
Prepaid Expenses	(740,001)	(7,042)
Increase (Decrease)		
Accounts Payable and Accrued Liabilities	16,457,006	8,377,029
Unearned Revenue	(1,291,974)	1,379,414
Deferred Revenue	1,297,543	764,774
Employee Future Benefits	478,962	341,021
Asset Retirement Obligation (Note 17)	(193,108)	(305,585)
Amortization of Tangible Capital Assets (Note 5)	18,232,602	16,986,348
Amortization of Deferred Capital Revenue (Note 8)	(12,473,953)	(11,972,257)
Recognition of Deferred Capital Revenue Spent on Sites (Note 8)	(33,103,413)	-
Recognition of Deferred Capital Revenue Spent on Asset Retirement Obligation	(193,108)	(305,585)
Asset Retirement Obligation revaluation (Note 17)	6,191,564	-
Total Operating Transactions	16,235,162	22,422,385
Capital Transactions		
Tangible Capital Assets Purchased	(40,191,752)	(10,360,174)
Tangible Capital Assets -WIP Purchased	(66,221,930)	(28,776,637)
Total Capital Transactions	(106,413,682)	(39,136,811)
Financing Transactions		
Capital Revenue Received	96,923,826	34,098,469
Total Financing Transactions	96,923,826	34,098,469
Net Increase (Decrease) in Cash and Cash Equivalents	6,745,306	17,384,043
Cash and Cash Equivalents, beginning of year	97,919,209	80,535,166
Cash and Cash Equivalents, end of year	104,664,515	97,919,209
Cash and Cash Equivalents, end of year, is made up of:		
Cash	63,881,241	58,620,647
Cash Equivalents	40,783,274	39,298,562
	104,664,515	97,919,209

School District No. 35 (Langley)

Notes to the Financial Statements

Year Ended June 30, 2025

1. Authority and Purpose

The School District, established on April 12, 1946, operates under authority of the *School Act* of British Columbia as a corporation under the name of "The Board of Education of School District No. 35 (Langley)" and operates as "School District No. 35 (Langley)". A Board of Education (Board) is elected for a four-year term and governs the School District. The School District provides educational programs to students enrolled in schools in the District and is principally funded by the Province of British Columbia through the Ministry of Education and Child Care. School District No. 35 (Langley) is exempt from federal and provincial income taxes.

2. Summary of Significant Accounting Policies

a) Basis of Accounting

These financial statements have been prepared in accordance with Section 23.1 of the Budget Transparency and Accountability Act of the Province of British Columbia supplemented by Regulations 257/2010 and 198/2011 issued by the Province of British Columbia Treasury Board. The Budget Transparency and Accountability Act requires that the financial statements be prepared in accordance with the set of standards and guidelines that comprise generally accepted accounting principles for senior governments in Canada, or if the Treasury Board makes a regulation, the set of standards and guidelines that comprise generally accepted accounting principles for senior governments in Canada as modified by the alternate standard or guideline or part thereof adopted in the regulation.

Regulation 257/2010 requires all taxpayer supported organizations in the schools, universities, colleges, and hospital sectors to adopt Canadian public sector accounting standards without any PS4200 elections.

Regulation 198/2011 requires that restricted contributions received or receivable for acquiring or developing a depreciable tangible capital asset or contributions in the form of a depreciable tangible capital asset are to be deferred and recognized in revenue at the same rate that amortization of the related tangible capital asset is recorded.

For British Columbia taxpayer supported organizations, these contributions include government transfers and externally restricted contributions.

The accounting policy requirements under Regulation 198/2011 are significantly different from the requirements of Canadian public sector accounting standards which requires that:

- Government transfers, which do not contain a stipulation that creates a liability, be recognized as revenue by the recipient when approved by the transferor and the eligibility criteria have been met in accordance with public sector accounting standard PS3410; and
- Externally restricted contributions be recognized as revenue in the period in which the resources are used for the purpose or purposes specified in accordance with public sector accounting standard PS3100.

As a result, revenue recognized in the statement of operations and certain related deferred capital revenue would be recorded differently under Canadian public sector accounting standards.

b) Cash and Cash Equivalents

Cash and cash equivalents include cash in the bank and deposits in the Provincial Ministry of Finance Central Deposit Program which are readily convertible to cash and that are not subject to

School District No. 35 (Langley)
Notes to the Financial Statements
Year Ended June 30, 2025

2. Summary of Significant Accounting Policies (continued)

b) Cash and Cash Equivalents (continued)

a significant risk of change in value. The deposits with the Ministry of Finance can be withdrawn from the program with three days of notice.

c) Accounts Receivable

Accounts receivable are measured at amortized cost and are shown net of allowance for doubtful accounts.

d) Prepaid Expenses

Prepaid expenses include costs prepaid for insurance, equipment and software maintenance, and other fees. These prepaid expenses are stated at acquisition cost and are charged to expense over the future periods expected to benefit from them.

e) Unearned Revenue

Unearned revenue includes tuition fees received for courses to be delivered in future periods and receipt of proceeds for services or products to be delivered in a future period. Revenue will be recognized in that future period when the courses, services, or products are provided.

f) Deferred Revenue and Deferred Capital Revenue

Deferred revenue includes both government transfers and other contributions received with stipulations that meet the description of restricted contributions in the Restricted Contributions Regulation 198/2011 issued by Treasury Board. When restrictions are met, deferred revenue is recognized as revenue in the fiscal year in a manner consistent with the circumstances and evidence used to support the initial recognition of the contributions received as a liability as detailed in Note 2(i).

Funding received for the acquisition of depreciable tangible capital assets is recorded as deferred capital revenue and amortized over the life of the asset acquired as revenue in the statement of operations. This accounting treatment is not consistent with the requirements of Canadian Public Sector Accounting Standards which require that government transfers be recognized as revenue when approved by the transferor and eligibility criteria have been met; unless the transfer contains a stipulation that creates a liability, in which case the transfer is recognized as revenue over the period that the liability is extinguished.

School District No. 35 (Langley)
Notes to the Financial Statements
Year Ended June 30, 2025

2. Summary of Significant Accounting Policies (continued)

g) Tangible Capital Assets

Tangible capital assets acquired or constructed are recorded at cost which includes amounts that are directly related to the acquisition, design, construction, development, improvement or betterment of the assets. Cost also includes overhead directly attributable to construction as well as interest costs that are directly attributable to the acquisition or construction of the asset.

Donated tangible capital assets are recorded at their fair market value on the date of donation, if available. Otherwise, a nominal value is used.

Work-in-progress is recorded as an acquisition to the applicable asset class at substantial completion.

Tangible capital assets that no longer contribute to the ability of the School District to provide services are written down to residual value and accounted for as expenses in the statement of operations.

Buildings that are demolished or destroyed are written-off.

The cost, less any residual value, of tangible capital assets (excluding sites) is amortized on a straight-line basis over the estimated useful life of the asset. Estimated useful lives for the School District's tangible capital assets, as determined by management, are as follows:

Buildings	40 years
Furniture & Equipment	10 years
Vehicles	10 years
Computer Software	5 years
Computer Hardware	5 years

Amortization of tangible capital assets are taken at one-half the normal annual rate in the year of acquisition and in the year of disposal.

h) Internally Restricted Reserves

Certain amounts, as approved by the Board, are set aside in accumulated surplus for future operating and capital purposes. Transfers to and from funds and reserves are an adjustment to the respective fund when approved. (See Note 12: Accumulated Surplus and Note 13: Interfund Transfers).

i) Revenue Recognition

Revenues are recognized in the period in which the transactions or events occurred that gave rise to the revenues. All revenues are recorded on an accrual basis, except when the accruals cannot be determined with a reasonable degree of certainty or when their estimation is impracticable.

Contributions received or where eligibility criteria have been met, are recognized as revenue except where the contribution meets the criteria for deferral as described below. Eligibility criteria are the criteria that the School District has to meet in order to receive the contributions including authorization by the transferring government.

School District No. 35 (Langley)
Notes to the Financial Statements
Year Ended June 30, 2025

2. Summary of Significant Accounting Policies (continued)

i) Revenue Recognition (continued)

For contributions subject to a legislative or contractual stipulation or restriction as to their use, revenue is recognized as follows:

- Non-capital contributions for specific purposes are recorded as deferred revenue and recognized as revenue in the year related expenses are incurred,
- Contributions restricted for site acquisitions are recorded as revenue when the sites are purchased; and
- Contributions restricted for tangible capital asset acquisitions other than sites are recorded as deferred capital revenue and amortized over the useful life of the related assets.

Donated tangible capital assets other than sites are recorded at fair market value, if available, and amortized over the useful life of the assets. Donated sites are recorded as revenue at fair market value when received or receivable.

The accounting treatment for restricted contributions is not consistent with the requirements of the Canadian Public Sector Accounting Standards which require that government transfers be recognized as revenue when approved by the transferor and eligibility criteria have been met; unless the transfer contains a stipulation that meets the criteria for liability recognition in which case the transfer is recognized as revenue over the period that the liability is extinguished.

Revenue related to fees or services received in advance of the fee being earned or the service is performed is deferred and recognized when the fee is earned or the service performed.

Investment income is reported in the period earned. When required by the funding party or related Act, investment income earned on deferred revenue is added to the deferred revenue balance.

j) Expenses

Expenses are reported on an accrual basis. The cost of goods consumed, and services received during the year is expensed.

Allocation of Costs

- Operating expenses are reported by function, program, and object. Whenever possible, expenses are determined by actual identification. Additional costs pertaining to specific instructional programs, such as special and aboriginal education, are allocated to these programs. All other costs are allocated to related programs.
- Actual salaries of personnel assigned to two or more functions or programs are allocated based on the time spent in each function and program. School-based clerical salaries are allocated to school administration and partially to other programs to which they may be assigned. Principals' and Vice-Principals' salaries are allocated to school administration and may be partially allocated to other programs to recognize their other responsibilities.
- Principals, Vice-Principals, and Directors of Instruction employed under an administrative officer contract are categorized as Principals and Vice-Principals.
- Superintendents, Secretary-Treasurers, Trustees and other employees excluded from union contracts are categorized as Other Professionals.
- Employee benefits and allowances are allocated to the same programs, and in the same proportions, as the individual's salary.

School District No. 35 (Langley)
Notes to the Financial Statements
Year Ended June 30, 2025

2. Summary of Significant Accounting Policies (continued)

- Supplies and services are allocated based on actual program identification.

k) Financial Instruments

A contract establishing a financial instrument creates, at its inception, rights and obligations to receive or deliver economic benefits. The financial assets and financial liabilities portray these rights and obligations in the financial statements. The School District recognizes a financial instrument when it becomes a party to a financial instrument contract.

Financial instruments consist of cash and cash equivalents, accounts receivable and accounts payable and accrued liabilities.

All financial assets and liabilities are recorded at cost or amortized cost and the associated transaction costs are added to the carrying value of these investments upon initial recognition. Transaction costs are incremental costs directly attributable to the acquisition or issue of a financial asset or a financial liability.

For financial instruments measured using amortized cost, the effective interest rate method is used to determine interest revenue or expense.

Unrealized gains and losses from changes in the fair value of financial instruments measured at fair value are recognized in the statement of remeasurement gains and losses. Upon settlement, the cumulative gain or loss is reclassified from the statement of remeasurement gains and losses and recognized in the statement of operations. Interest and dividends attributable to financial instruments are reported in the statement of operations. There are no measurement gains or losses during the periods presented; therefore no statement of remeasurement gains or losses is included in these financial statements.

All financial assets except derivatives are tested annually for impairment. When financial assets are impaired, impairment losses are recorded in the statement of operations.

l) Employee Future Benefits

The School District provides certain post-employment benefits including vested and non-vested benefits for certain employees pursuant to certain contracts and union agreements. Benefits include vested sick leave, accumulating non-vested sick leave, retirement allowances, vacation pay and life insurance.

The School District accrues its obligations and related costs under employee future benefit plans. The future benefits cost is actuarially determined using the projected unit credit method pro-rated on service and using management's best estimate of expected salary escalation, termination and retirement rates, and mortality. The discount rate used to measure obligations is based on the cost of borrowing.

The cumulative unrecognized actuarial gains (losses) are amortized over the expected average remaining service lifetime (EARS�) of active employees covered under the plan. The EARS� for employees of the School District is 13.0 years (2024: 11.2 years).

The most recent valuation of the obligation was performed at March 31, 2025 and projected to June 30, 2025. The next valuation will be performed at March 31, 2028 for use at June 30, 2028. For the purposes of determining the financial position of the plans and the employee future benefit costs, a measurement date of March 31 was adopted for all periods subsequent to July 1, 2004.

The School District and its employees make contributions to the Teachers' Pension Plan and Municipal Pension Plan. The plans are multi-employer plans where assets and obligations are not separated. The costs are expensed as incurred.

School District No. 35 (Langley)
Notes to the Financial Statements
Year Ended June 30, 2025

2. Summary of Significant Accounting Policies (continued)

m) Asset Retirement Obligation

A liability is recognized when, as at the financial reporting date:

- (a) there is a legal obligation to incur retirement costs in relation to a tangible capital asset;
- (b) the past transaction or event giving rise to the liability has occurred;
- (c) it is expected that future economic benefits will be given up; and
- (d) a reasonable estimate of the amount can be made.

The liability for the removal of asbestos and other hazardous material in several of the buildings owned by the School District has been measured at current cost as the timing and amounts of future cash flows cannot be estimated. The resulting costs have been capitalized into the carrying amount of tangible capital assets and are being amortized on the same basis as the related tangible capital asset (see note 2 g). Assumptions used in the calculations are reviewed annually.

n) Liability for Contaminated Sites

A liability for contaminated sites is recognized when a site is not in productive use and the following criteria are met:

- An environmental standard exists;
- Contamination exceeds the environmental standard;
- The School District is directly responsible or accepts responsibility for the contamination;
- It is expected that future economic benefits will be given up; and
- A reasonable estimate of the amount can be made.

The liability is recognized as management's estimate of the cost of post-remediation including operation, maintenance and monitoring that are an integral part of the remediation strategy for a contaminated site.

o) Measurement Uncertainty

Preparation of financial statements in accordance with the basis of accounting described in Note 2(a) requires management to make estimates and assumptions that impact reported amounts for assets and liabilities at the date of the financial statements and revenues and expenses during the reporting period. Areas requiring the use of management estimates relate to rates for amortization, estimated employee future benefits and the asset retirement obligation. Actual results could differ from those estimates.

School District No. 35 (Langley)
Notes to the Financial Statements
Year Ended June 30, 2025

3. Accounts Receivable – Other

	June 30, 2025	June 30, 2024
Other Accounts Receivable	\$ 4,465,790	\$ 2,705,612
Due from Federal Government	589,451	532,277
Due from Langley School District Foundation	-	753
	\$ 5,055,241	\$ 3,238,642

4. Accounts Payable and Accrued Liabilities - Other

	June 30, 2025	June 30, 2024
Trade Payables	\$ 26,151,796	\$ 12,040,674
Salaries and Benefits Payable	27,926,622	27,716,066
Accrued Vacation Pay	5,630,121	5,151,357
Other	4,656,566	3,471,696
Due to Langley School District Foundation	941	-
	\$64,366,046	\$48,379,793

School District No. 35 (Langley)
Notes to the Financial Statements
Year Ended June 30, 2025

5. Tangible Capital Assets

June 30, 2025	Balance July 1, 2024	Additions	Disposals	Transfers (WIP)	Balance Jun 30, 2025
Cost:					
Sites	\$ 103,276,673	\$ 33,103,413	\$ -	\$ -	\$ 136,380,086
Buildings	503,183,231	8,289,973	-	38,371,732	549,844,936
Building - work in progress	26,463,627	64,646,746	-	(38,371,732)	52,738,641
Furniture & equipment	37,296,290	3,642,118	2,591,975	-	38,346,433
Vehicles	7,171,668	1,206,969	263,640	-	8,114,997
Computer software	87,725	11,987	2,208	-	97,504
Computer hardware	11,358,165	1,704,040	1,019,183	-	12,043,022
	<u>\$ 688,837,379</u>	<u>\$ 112,605,246</u>	<u>\$ 3,877,006</u>	<u>\$ -</u>	<u>\$ 797,565,619</u>

Accumulated Amortization:

Sites	\$ -	\$ -	\$ -	\$ -	\$ -
Buildings	248,188,357	17,556,630	-	-	265,744,987
Furniture & equipment	17,724,691	3,744,562	2,591,975	-	18,877,278
Vehicles	3,100,241	764,333	263,640	-	3,600,934
Computer software	31,157	18,522	2,208	-	47,471
Computer hardware	4,675,542	2,340,119	1,019,183	-	5,996,478
	<u>\$ 273,719,988</u>	<u>\$ 24,424,166</u>	<u>\$ 3,877,006</u>	<u>\$ -</u>	<u>\$ 294,267,148</u>

June 30, 2024	Balance July 1, 2023	Additions	Disposals	Transfers (WIP)	Balance Jun 30, 2024
Cost:					
Sites	\$ 103,276,673	\$ -	\$ -	\$ -	\$ 103,276,673
Buildings	490,710,074	4,284,774	-	8,188,383	503,183,231
Building - work in progress	6,934,632	27,717,378	-	(8,188,383)	26,463,627
Furniture & equipment	36,405,375	3,048,615	2,157,700	-	37,296,290
Vehicles	7,334,346	472,440	635,118	-	7,171,668
Computer software	67,080	29,065	8,420	-	87,725
Computer hardware	8,504,965	3,584,539	731,339	-	11,358,165
	<u>\$ 653,233,145</u>	<u>\$ 39,136,811</u>	<u>\$ 3,532,577</u>	<u>\$ -</u>	<u>\$ 688,837,379</u>

Accumulated Amortization:

Sites	\$ -	\$ -	\$ -	\$ -	\$ -
Buildings	237,582,307	10,606,050	-	-	248,188,357
Furniture & equipment	16,229,187	3,653,204	2,157,700	-	17,724,691
Vehicles	3,010,058	725,301	635,118	-	3,100,241
Computer software	24,097	15,480	8,420	-	31,157
Computer hardware	3,420,568	1,986,313	731,339	-	4,675,542
	<u>\$ 260,266,217</u>	<u>\$ 16,986,348</u>	<u>\$ 3,532,577</u>	<u>\$ -</u>	<u>\$ 273,719,988</u>

School District No. 35 (Langley)
Notes to the Financial Statements
Year Ended June 30, 2025

5. Tangible Capital Assets (continued)

Net Book Value	June 30, 2025	June 30, 2024
Sites	\$ 136,380,086	\$ 103,276,673
Buildings	284,099,948	254,994,874
Buildings – work-in-progress	52,738,641	26,463,627
Furniture & equipment	19,469,155	19,571,599
Vehicles	4,514,063	4,071,427
Computer software	50,033	56,568
Computer hardware	6,046,545	6,682,623
	<u>\$ 503,298,471</u>	<u>\$ 415,117,391</u>

Buildings – work-in-progress have not been amortized. Amortization of these assets will commence when the asset is put into service.

Included in both the cost and accumulated amortization for Buildings are amounts of \$6,191,564 related to the revaluation of the Asset Retirement Obligation as described in note 17.

6. Unearned Revenue

	June 30, 2025	June 30, 2024
Balance, Beginning of Year	\$ 16,133,075	\$ 14,753,661
Changes for the Year		
Increase:		
Tuition fees	14,699,691	16,105,479
Transportation	1,960	2,280
Grants	118,321	9,855
Other	-	2,158
	<u>14,105,479</u>	<u>16,119,772</u>
Decrease:		
Tuition fees	(16,105,479)	(14,637,234)
Rentals	-	(20,925)
Transportation	(2,280)	-
Grants	(2,010)	(82,198)
Other	(2,158)	-
	<u>(16,111,927)</u>	<u>(14,740,357)</u>
Balance, End of Year	\$ 14,841,101	\$ 16,133,075

School District No. 35 (Langley)
Notes to the Financial Statements
Year Ended June 30, 2025

7. Deferred Revenue

Deferred revenue includes unspent grants and contributions received that meet the description of a restricted contribution in the Restricted Contributions Regulation 198/2011 issued by Treasury Board, i.e., the stipulations associated with those grants and contributions have not yet been fulfilled.

	June 30, 2025	June 30, 2024
Balance, Beginning of Year	\$ 6,706,400	\$ 5,941,626
Changes for the year:		
Increase:		
Provincial Grants - MECC	68,771,257	60,350,535
Federal Grants	1,190,343	1,005,919
Other revenue	9,704,263	9,469,386
	<u>79,665,863</u>	<u>70,825,840</u>
Decrease:		
Allocated to revenue	(74,072,719)	(66,184,175)
Recovered	(4,295,601)	(3,876,891)
	<u>(78,368,320)</u>	<u>(70,061,066)</u>
Balance, End of Year	<u>\$ 8,003,943</u>	<u>\$ 6,706,400</u>

8. Deferred Capital Revenue

Deferred capital revenue includes grants and contributions received that are restricted by the contributor for the acquisition of tangible capital assets that meet the description of a restricted contribution in the Restricted Contributions Regulation 198/2011 issued by Treasury Board. Once spent, the contributions are amortized into revenue over the life of the asset acquired.

	June 30, 2025	June 30, 2024
Balance, Beginning of Year	\$ 261,719,752	\$ 239,899,125
Increase:		
Provincial Grants - MECC	94,709,088	32,062,509
Other revenue	2,553,599	1,904,101
Investment income	130,948	131,859
	<u>97,393,635</u>	<u>34,098,469</u>
Decrease:		
Amortization	(12,473,953)	(11,972,257)
Site purchase	(33,103,413)	-
Asset Retirement Obligation	(193,108)	(305,585)
Transfer to income statement for AFG	(469,809)	-
	<u>(46,240,283)</u>	<u>(12,277,842)</u>
Balance, End of Year	<u>\$ 312,873,104</u>	<u>\$ 261,719,752</u>

School District No. 35 (Langley)
Notes to the Financial Statements
Year Ended June 30, 2025

9. Employee Future Benefits

Benefits include vested sick leave, accumulating non-vested sick leave, retirement allowances, vacation pay and life insurance. The accrued benefit obligation for employee future benefits is not funded as funding is provided when the benefits are paid. Accordingly, there are no plan assets. Although no plan assets are uniquely identified, the School District has provided for the payment of these benefits.

	2025	2024
Reconciliation of Accrued Benefit Obligation		
Accrued benefit obligation, April 1	\$ 6,713,668	\$ 6,713,895
Service cost	578,237	587,526
Interest cost	293,569	277,124
Benefit payments – April 1 to March 31	(417,267)	(524,454)
Actuarial gain (loss)	(1,465,003)	(340,423)
Accrued benefit obligation, March 31	<u>\$ 5,703,204</u>	<u>\$ 6,713,668</u>

Reconciliation of Funded Status at End of Fiscal Year

Accrued benefit obligation – March 31	\$ 5,703,204	\$ 6,713,895
Employer contributions after measurement date	(8,500)	(64,737)
Benefits expense after measurement date	177,012	217,952
Unamortized net actuarial (gain) loss	1,751,030	276,901
Accrued benefit liability - June 30	<u>\$ 7,622,746</u>	<u>\$ 7,143,784</u>

Reconciliation of Change in Accrued Benefit Liability

Accrued benefit liability – July 1	\$ 7,143,784	\$ 6,802,763
Net expense for fiscal year	839,992	908,590
Employer contributions	(361,030)	(567,569)
Accrued benefit liability - June 30	<u>\$ 7,622,746</u>	<u>\$ 7,143,784</u>

Components of Net Benefit Expense

Service cost	\$ 554,302	\$ 585,204
Interest cost	276,564	281,235
Amortization of actuarial (gain) loss	9,126	42,151
Net Benefit Expense	<u>\$ 839,992</u>	<u>\$ 908,590</u>

School District No. 35 (Langley)
Notes to the Financial Statements
Year Ended June 30, 2025

9. Employee Future Benefits (continued)

The significant actuarial assumptions for measuring the School District's accrued benefit obligations are:

	2025	2024
Discount rate - April 1	4.25%	4.00%
Discount rate - March 31	4.00%	4.25%
Long term salary growth - April 1	2.50% + seniority	2.50% + seniority
Long term salary growth - March 31	2.50% + seniority	2.50% + seniority
EARSL – March 31	13.0 years	11.2 years

10. Employee Pension Plans

a) Teachers' Pension Plan and Municipal Pension Plan

The School District and its employees contribute to the Teachers' Pension Plan and Municipal Pension Plan (jointly trustee pension plans). The boards of trustees for these plans, representing plan members and employers, are responsible for administering the plans, including investment of assets and administration of benefits. The plans are multi-employer defined benefit pension plans. Basic pension benefits are based on a formula. As at December 31, 2024, the Teachers' Pension Plan has about 52,000 active members, and approximately 43,000 retired members. As of December 31, 2024, the Municipal Pension Plan has about 273,000 active members, including approximately 32,000 from school districts.

Every three years, an actuarial valuation is performed to assess the financial position of the plans and adequacy of plan funding. The actuary determines an appropriate combined employer and member contribution rate to fund the plans. The actuary's calculated contribution rate is based on the entry-age normal cost method, which produces the long-term rate of member and employer contributions sufficient to provide benefits for average future entrants to the plans. This rate may be adjusted for the amortization of any actuarial funding surplus and will be adjusted for the amortization of any unfunded actuarial liability.

The most recent actuarial valuation of the Teachers' Pension Plan as at December 31, 2023, indicated a \$4,572 million surplus for basic pension benefits on a going concern basis, and a balance of \$1,437 million in the rate stabilization account.

The most recent actuarial valuation for the Municipal Pension Plan as at December 31, 2021, indicated a \$3,761 million funding surplus for basic pension benefits on a going concern basis, and a balance of \$3,185 million in the rate stabilization account.

The next valuation for the Teachers' Pension Plan will be as at December 31, 2026, with results available in 2027. A valuation for the Municipal Pension Plan is being performed as at December 31, 2024, with results available later in 2025.

Employers participating in the plans record their pension expense as the amount of employer contributions made during the fiscal year (defined contribution pension plan accounting).

School District No. 35 (Langley)
Notes to the Financial Statements
Year Ended June 30, 2025

10. Employee Pension Plans (continued)

a) Teachers' Pension Plan and Municipal Pension Plan (continued)

This is because the plans record accrued liabilities and accrued assets for each plan in aggregate, resulting in no consistent and reliable basis for allocating the obligation, assets and cost to individual employers participating in the plans.

The School District's employer contributions to these plans in the fiscal year ended June 30, 2025 were \$26,672,663 (2024: \$24,399,244).

11. Expense by Object

	June 30, 2025	June 30, 2024
Salaries and Benefits	\$330,833,394	\$300,442,528
Services and Supplies	38,707,216	34,743,230
Interest	69,561	104,056
Amortization	18,232,602	16,986,349
Asset Retirement Obligation revaluation	6,191,564	-
Other	9,256,549	7,888,055
	<u>\$403,290,886</u>	<u>\$360,164,218</u>

12. Accumulated Surplus

The School District's accumulated surplus consists of balances in its internal capital and internal operating funds. The balance in the internal capital fund consists of amounts invested in tangible capital assets and local capital. The balance in the internal operating fund consists of amounts restricted for various specific purposes and an unrestricted amount.

School District No. 35 (Langley)
Notes to the Financial Statements
Year Ended June 30, 2025

12. Accumulated Surplus (continued)

	June 30, 2025	June 30, 2024
Total Capital Fund Surplus	\$157,540,385	\$129,714,985
Restricted Operating Surplus		
Constraints on Funds:		
Internally restricted for commitments 2024/2025	2,867,969	3,022,083
Internally restricted for initiatives not completed 2024/2025	119,000	139,000
Internally restricted for Indigenous Education 2024/2025	107,814	-
Internally restricted for Administration supports	400,000	445,000
Internally restricted for Clerical supports	100,000	-
Internally restricted for Exempt mentorship	40,000	-
Internally restricted for Middle school initiatives for K-7 schools	20,000	50,000
Internally restricted for Accessible playground equipment	400,000	400,000
School Generated Funds	2,934,601	2,862,690
Operations Spanning Multiple Years:		
Internally restricted to balance 2024/2025 budget	-	350,000
Internally restricted to balance 2025/2026 budget	1,528,446	-
Internally restricted to balance future budgets	3,151,648	2,936,333
Internally restricted for student capacity needs	3,687,331	3,607,331
School surpluses	392,071	428,032
Internally restricted for classroom furniture	400,000	420,000
Internally restricted for ERP replacement	1,300,000	950,000
Internally restricted for Project Management costs for Smith Middle/Secondary	300,000	300,000
Internally restricted for Cyber security	145,000	250,000
Internally restricted for Facility upgrades	500,000	600,000
Future Capital Cost Share:		
Restricted for Future District Capital Contribution	-	30,919
Total Restricted Operating Surplus	18,393,880	16,791,388
Unrestricted Operating Surplus	5,350,000	5,350,000
Total Operating Surplus	23,743,880	22,141,388
Accumulated Surplus	\$181,284,265	\$151,856,373

13. Interfund Transfers

The School District manages its accounts using three different funds – Operating, Special Purpose and Capital. Transfers between these funds during the year ended June 30, 2025, were as follows:

- A transfer in the amount of \$158,184 (2024: \$70,329) was made from the special purpose fund to the capital fund for payment of capital assets purchased.
- A transfer in the amount of \$6,298,585 (2024: \$10,304,214) was made from the operating fund to the capital fund for payment of capital assets purchased.

School District No. 35 (Langley)
Notes to the Financial Statements
Year Ended June 30, 2025

14. Related Party Transactions

The School District is related through common ownership to all Province of British Columbia ministries, agencies, school districts, health authorities, colleges, universities and crown corporations. Transactions with these entities, unless disclosed separately, are generally considered to be in the normal course of operations and are recorded at the exchange amount.

The School District has an economic interest in the Langley School District Foundation (Foundation) which acts as a fundraising agency for the School District. The Foundation is a separate legal entity and is a registered charity under the provisions of the *Income Tax Act* of Canada. The Foundation has its own board of directors who approve grants to support various initiatives of the School District.

During the year, the School District received \$792,173 (2024: \$791,534) in contributions from the Foundation to support and promote programs not funded by the Ministry of Education and Child Care. The School District made contributions to the Foundation to support its operations of \$100,000 (2024: \$100,000). The School District also has \$941 in amounts payable due to the Foundation (2024: \$753 accounts receivable).

15. Contractual Obligations and Contingent Liabilities

- a) In the normal course of business, lawsuits and claims have been brought against the School District. The School District contests these lawsuits and claims. Management believes that the results of any pending legal proceedings will not have a material effect on the financial position of the School District.
- b) The School District has entered into a number of multiple-year contracts for the delivery of services and the construction of tangible capital assets. These contractual obligations will become liabilities in the future when the terms of the contracts are met. Disclosure relates to the unperformed portion of the contracts.

	2026	2027	2028
Langley Secondary School Expansion	\$ 11,000,000	\$ 7,730,000	\$ -
Lynn Fripps Modular	3,350,000	100,000	-
Nicomekl Modular	3,250,000	500,000	-
Northeast Latimer Elementary School	7,960,000	-	-
Peter Ewart Middle School Seismic	4,580,000	-	-
Smith Middle School	53,640,000	20,210,000	100,000
Smith Secondary School	84,490,000	41,270,000	1,000,000
Various AFG projects	1,600,000	-	-
	<u>\$169,870,000</u>	<u>\$ 69,810,000</u>	<u>\$ 1,100,000</u>

School District No. 35 (Langley)
Notes to the Financial Statements
Year Ended June 30, 2025

16. Budgeted Figures

Budget figures were approved by the Board through the adoption of an annual amended budget bylaw on February 25, 2025.

Budget figures included in the financial statements reflect the amended planned budget approved by the Board. The School District has elected to present the amended budget as it reflects a budget based on funding as a result of final enrollment numbers versus estimated enrollment projections.

	Annual Budget	Amended Budget	Change
Revenues			
Ministry of Education & Child Care	\$ 340,437,407	\$ 358,004,133	\$ 17,566,726
Other - Provincial Grants	1,051,767	246,559	(805,208)
Federal Grants	-	1,165,025	1,165,025
Tuition	16,560,415	16,903,043	342,628
Other revenue	10,290,227	10,395,306	105,079
Rentals and leases	1,092,150	1,092,150	-
Investment income	3,381,700	2,770,000	(611,700)
Amort. of deferred capital revenue	11,834,981	12,289,437	454,456
	<u>384,648,647</u>	<u>402,865,653</u>	<u>18,217,006</u>
Expenses			
Instruction	324,622,037	342,250,781	17,628,744
District administration	10,686,566	11,294,789	608,223
Operations and maintenance	47,295,845	48,694,787	1,398,942
Transportation and housing	3,274,632	3,475,176	200,544
	<u>385,879,080</u>	<u>405,715,533</u>	<u>19,836,453</u>
Net Expense	<u>(1,230,433)</u>	<u>(2,849,880)</u>	<u>(1,619,447)</u>
Budgeted Allocation of Surplus	<u>350,000</u>	<u>5,990,034</u>	<u>5,640,034</u>
Budgeted Surplus (Deficit) for the Year	<u>\$ (880,433)</u>	<u>\$ 3,140,154</u>	<u>\$ 4,020,587</u>

Significant changes between the original and amended budgets are as follows:

- Ministry grants – Reflects increased funding for Classroom Enhancement Fund and Student Affordability Fund, increased Operating Grant for enrollment increase and inflation.
- Federal grant funding was moved from Other - Provincial Grants to a new Federal Grants category and increased based on increased budgets approved by federally.
- Tuition revenue is higher due to increased number of International Students.
- Investment income decreased due to prime interest rate decreases.
- Instruction expenses – Reflects increase in Classroom Enhancement Fund teachers and increased number of teachers and education assistants in operating due to increased enrollment.

School District No. 35 (Langley)

Notes to the Financial Statements

Year Ended June 30, 2025

- Operations and maintenance expenses – Reflects increased labour costs for increases in employee headcount and increased amortization expense for capital assets.

17. Asset Retirement Obligation

Legal liabilities exist for the removal and disposal of asbestos and lead paint within certain district owned buildings that will undergo major renovations or demolition in the future. The obligation has been measured at current cost as the timing of future cash flows cannot be reasonably determined. These costs have been capitalized as part of the assets' carrying value and are amortized over the assets' estimated useful lives.

Asset Retirement Obligation, July 1, 2024	\$31,326,079
Revaluation	6,191,564
Settlements during the year	(193,108)
Asset Retirement Obligation, June 30, 2025	<u>\$37,324,535</u>

18. Risk Management

The School District has exposure to the following risks from its use of financial instruments: credit risk, market risk and liquidity risk. The Board ensures that the School District has identified its risks and ensures that management monitors and controls them.

a) Credit risk:

Credit risk is the risk of financial loss to an institution if a customer or counterparty to a financial instrument fails to meet its contractual obligations. Such risks arise principally from certain financial assets held consisting of cash, amounts receivable and investments.

The School District is exposed to credit risk in the event of non-performance by a borrower. This risk is mitigated as most amounts receivable are due from the Province and are collectible.

It is management's opinion that the School District is not exposed to significant credit risk associated with its cash deposits and investments as they are placed in the Central Deposit Program with the Province and in recognized British Columbia institutions and the School District invests solely in fixed income financial instruments such as term deposits, guaranteed investment certificates and other investments which are principal protected.

b) Market risk:

Market risk is the risk that the fair value or future cash flows of a financial instrument will fluctuate because of changes in market prices. Market risk is comprised of currency risk and interest rate risk.

- i. Currency risk is the risk that the fair value or future cash flows of a financial instrument will fluctuate because of changes in the foreign exchange rates. It is management's opinion that the School District is not exposed to significant currency risk, as amounts held, and purchases made, in foreign currency are insignificant. The School District is monitoring the potential impacts and options to mitigate risks arising from tariffs and cross border trade.

School District No. 35 (Langley) Notes to the Financial Statements

Year Ended June 30, 2025

- ii. Interest rate risk is the risk that the fair value or future cash flows of a financial instrument will fluctuate because of changes in the market interest rates. The School District is exposed to interest rate risk through its investments. It is management's opinion that the School District is not exposed to significant interest rate risk.

18. Risk Management (continued)

Liquidity risk:

Liquidity risk is the risk that the School District will not be able to meet its financial obligations as they become due.

The School District manages liquidity risk by continually monitoring actual and forecasted cash flows from operations and anticipated investing activities to ensure, as far as possible, that it will always have sufficient liquidity to meet its liabilities when due, under both normal and stressed conditions, without incurring unacceptable losses or risking damage to the School District's reputation.

Risk Management and insurance services for all School Districts in British Columbia are provided by the Risk Management Branch of the Ministry of Finance. There have been no changes to risk exposure from 2024 related to credit, market or liquidity risks.

19. Economic Dependence

Operations of the School District are dependent on continued funding from the Ministry of Education and Child Care and various governmental agencies to carry out its programs. These financial statements have been prepared on a going concern basis.

20. Future Capital Transactions

On June 16, 2022 the Ministry of Education and Child Care approved \$37.8 million for a seismic upgrade and an 11-classroom expansion at Peter Ewart Middle school. The Langley School District is contributing an additional \$1 million. The project will add 275 student seats, creating a total of 900 safer seats at the school. There will be minimal impact to student learning during construction as the expansion will make use of repurposing underutilized space. Construction began in June 2024 and the project is expected to be completed in August 2025. Students have been accommodated on site during construction through the use of portables.

On May 18, 2023 the Ministry of Education and Child Care announced approval for a new 555-seat elementary school in the Northeast Latimer neighbourhood. The school, now named Josette Dandurand Elementary, will include a neighbourhood learning centre that will offer services, such as child care, to benefit families in the broader community. Construction began in March 2024. The school is expected to be completed in August 2025.

On June 9, 2023 the Ministry of Education and Child Care announced the approval of a 300-seat addition at Langley Secondary school to help meet current enrolment and future growth. Funding for as much as \$27.9 million from the Province has been approved. The addition will include general instruction classrooms, foods classrooms, a science lab and special education rooms. The Langley School District is contributing an additional \$1 million to the project. The addition is expected to be ready for students in fall 2026.

School District No. 35 (Langley)
Notes to the Financial Statements
Year Ended June 30, 2025

20. Future Capital Transactions (continued)

On June 7, 2024 the Ministry of Education and Child Care announced a \$8 million investment to add 200 more student spaces at Nicomekl Elementary school by way of a prefabricated school addition. The addition will include eight classrooms and storage for students' personal belongings. Construction began in January 2025 and the project is expected to be completed in August 2025.

On September 9, 2024 the Ministry announced a new joint school campus located in the Willoughby area of the Township of Langley that will be home to Smith Middle and Smith Secondary schools. The Smith Secondary school will provide spaces for 1,900 new students through approximately \$203 million from the Province. An additional \$103 million in provincial funding will be used to create 900 new seats at Smith Middle school, and will include a neighbourhood learning centre for child care to benefit the broader community. Work began in March 2025 and both schools are expected to be completed by fall 2027.

On September 17, 2024 the Ministry of Education and Child Care announced a \$6 million investment to add 150 more student spaces at Lynn Fripps Elementary school by way of a prefabricated school addition. The addition will include six classrooms and storage for students' personal belongings. Construction began in January 2025 and the project is expected to be completed in August 2025.

School District No. 35 (Langley)

Schedule of Changes in Accumulated Surplus (Deficit) by Fund
Year Ended June 30, 2025

Schedule 1 (Unaudited)

	Operating Fund	Special Purpose Fund	Capital Fund	2025 Actual	2024 Actual
	\$	\$	\$	\$	\$
Accumulated Surplus (Deficit), beginning of year	22,141,388		129,714,985	151,856,373	141,373,587
Changes for the year					
Surplus (Deficit) for the year	7,901,077	158,184	21,368,631	29,427,892	10,482,786
Interfund Transfers					
Tangible Capital Assets Purchased	(6,298,585)	(158,184)	158,184	-	-
Local Capital			6,298,585	-	-
Net Changes for the year	1,602,492	-	27,825,400	29,427,892	10,482,786
Accumulated Surplus (Deficit), end of year - Statement 2	23,743,880	-	157,540,385	181,284,265	151,856,373

School District No. 35 (Langley)

Schedule 2 (Unaudited)

Schedule of Operating Operations

Year Ended June 30, 2025

	2025 Budget (Note 16)	2025 Actual	2024 Actual
	\$	\$	\$
Revenues			
Provincial Grants			
Ministry of Education and Child Care	288,971,536	288,989,525	269,788,627
Other	246,559	238,559	255,959
Tuition	16,903,043	17,642,938	15,962,824
Other Revenue	1,082,439	1,495,105	1,493,879
Rentals and Leases	1,092,150	1,329,530	1,042,949
Investment Income	2,620,000	2,687,796	3,570,264
Total Revenue	310,915,727	312,383,453	292,114,502
Expenses			
Instruction	264,817,076	258,842,362	234,458,839
District Administration	10,287,247	11,084,383	9,808,828
Operations and Maintenance	30,604,788	31,628,623	30,003,639
Transportation and Housing	2,675,078	2,927,008	2,792,718
Total Expense	308,384,189	304,482,376	277,064,024
Operating Surplus (Deficit) for the year	2,531,538	7,901,077	15,050,478
Budgeted Appropriation (Retirement) of Surplus (Deficit)	5,990,034		
Net Transfers (to) from other funds			
Tangible Capital Assets - Work in Progress	-	-	-
Local Capital	(8,521,572)	(6,298,585)	(10,304,214)
Total Net Transfers	(8,521,572)	(6,298,585)	(10,304,214)
Total Operating Surplus (Deficit), for the year	-	1,602,492	4,746,264
Operating Surplus (Deficit), beginning of year		22,141,388	17,395,124
Operating Surplus (Deficit), end of year		23,743,880	22,141,388
Operating Surplus (Deficit), end of year			
Internally Restricted (Note 12)		18,393,880	16,791,388
Unrestricted		5,350,000	5,350,000
Total Operating Surplus (Deficit), end of year		23,743,880	22,141,388

School District No. 35 (Langley)

Schedule of Operating Revenue by Source

Year Ended June 30, 2025

Schedule 2A (Unaudited)

	2025 Budget (Note 16)	2025 Actual	2024 Actual
	\$	\$	\$
Provincial Grants - Ministry of Education and Child Care			
Operating Grant, Ministry of Education and Child Care	284,059,312	283,932,771	263,380,240
ISC/LEA Recovery	(88,977)	(111,960)	(119,745)
Other Ministry of Education and Child Care Grants			
Pay Equity	551,875	551,875	551,875
Funding for Graduated Adults	500,000	560,111	630,527
Student Transportation Fund	260,000	260,000	260,000
Support Staff Benefits Grant	325,200	325,200	325,200
FSA Scorer Grant	17,740	17,740	17,740
Child Care Funding	-	122,520	37,935
Labour Settlement Funding	2,915,010	2,915,010	3,134,532
Early Learning Framework (ELF) Implementation	3,385	-	-
Support Staff Funding EHB	166,534	177,750	177,750
Additional Support Staff Funding	11,457	-	-
Teacher Pro D Funding	250,000	238,508	-
Management Salary Increases	-	-	1,389,573
Premier Award	-	-	3,000
Total Provincial Grants - Ministry of Education and Child Care	288,971,536	288,989,525	269,788,627
Provincial Grants - Other	246,559	238,559	255,959
Tuition			
Summer School Fees	139,928	139,928	187,915
Continuing Education	48,000	70,051	51,330
International and Out of Province Students	16,715,115	17,432,959	15,723,579
Total Tuition	16,903,043	17,642,938	15,962,824
Other Revenues			
Funding from First Nations	88,977	111,960	119,745
Miscellaneous			
Other Revenues	396,462	571,661	485,602
Transportation	30,000	18,400	20,600
BC Hydro Grant	47,000	60,000	60,000
Salary Recoveries	520,000	661,173	640,656
School Generated Funds	-	71,911	167,276
Total Other Revenue	1,082,439	1,495,105	1,493,879
Rentals and Leases	1,092,150	1,329,530	1,042,949
Investment Income	2,620,000	2,687,796	3,570,264
Total Operating Revenue	310,915,727	312,383,453	292,114,502

School District No. 35 (Langley)

Schedule of Operating Expense by Object

Year Ended June 30, 2025

Schedule 2B (Unaudited)

	2025 Budget (Note 16)	2025 Actual	2024 Actual
	\$	\$	\$
Salaries			
Teachers	135,049,221	128,287,987	120,403,675
Principals and Vice Principals	15,725,040	15,810,311	14,598,788
Educational Assistants	31,875,209	30,897,883	26,530,948
Support Staff	21,517,502	22,296,648	20,857,145
Other Professionals	7,240,497	7,270,175	6,505,977
Substitutes	11,889,328	15,228,596	13,735,545
Total Salaries	223,296,797	219,791,600	202,632,078
Employee Benefits	55,921,157	55,477,830	49,033,781
Total Salaries and Benefits	279,217,954	275,269,430	251,665,859
Services and Supplies			
Services	8,941,964	8,958,589	7,297,058
Student Transportation	243,800	235,343	230,751
Professional Development and Travel	2,922,094	2,790,822	2,033,282
Rentals and Leases	69,324	77,085	36,408
Dues and Fees	1,679,060	1,665,455	1,721,860
Insurance	697,120	651,301	620,172
Interest	-	69,561	104,056
Supplies	10,905,873	11,398,056	10,108,996
Utilities	3,705,000	3,366,734	3,245,582
Bad Debts	2,000	-	-
Total Services and Supplies	29,166,235	29,212,946	25,398,165
Total Operating Expense	308,384,189	304,482,376	277,064,024

School District No. 35 (Langley)
Operating Expense by Function, Program and Object
Year Ended June 30, 2025

	Teachers Salaries	Principals and Vice Principals Salaries	Educational Assistants Salaries	Support Staff Salaries	Other Professionals Salaries	Substitutes Salaries	Total Salaries
	\$	\$	\$	\$	\$	\$	\$
1 Instruction							
1.02 Regular Instruction	103,540,373	926,602	794,215	1,232,940	550	11,319,157	117,813,837
1.03 Career Programs	347,882	-	372,905	171,132	-	35,616	927,535
1.07 Library Services	1,109,940	-	788,563	17,289	-	21,234	1,937,026
1.08 Counseling	3,835,207	-	-	-	-	31,794	3,867,001
1.10 Inclusive Education	14,726,871	1,362,387	26,565,424	150,236	805,767	1,799,622	45,410,307
1.30 English Language Learning	1,539,542	233,920	159,806	-	-	6,333	1,939,601
1.31 Indigenous Education	450,625	87,408	1,545,195	89,860	-	8,556	2,181,644
1.41 School Administration	-	12,133,915	2,425	3,765,204	-	235,818	16,137,362
1.60 Summer School	865,452	130,925	150,956	56,194	-	4,990	1,208,517
1.62 International and Out of Province Students	1,872,095	318,679	518,394	204,224	416,624	71,164	3,401,180
Total Function 1	128,287,987	15,193,836	30,897,883	5,687,079	1,222,941	13,534,284	194,824,010
4 District Administration							
4.11 Educational Administration	-	438,459	-	59,186	1,271,312	1,228	1,770,185
4.40 School District Governance	-	-	-	-	237,813	-	237,813
4.41 Business Administration	-	178,016	-	1,510,979	2,475,210	71,113	4,235,318
Total Function 4	-	616,475	-	1,570,165	3,984,335	72,341	6,243,316
5 Operations and Maintenance							
5.41 Operations and Maintenance Administration	-	-	-	115,903	1,694,667	4,345	1,814,915
5.50 Maintenance Operations	-	-	-	13,155,282	289,487	1,313,214	14,757,983
5.52 Maintenance of Grounds	-	-	-	440,209	-	58,048	498,257
5.56 Utilities	-	-	-	-	-	-	-
Total Function 5	-	-	-	13,711,394	1,984,154	1,375,607	17,071,155
7 Transportation and Housing							
7.41 Transportation and Housing Administration	-	-	-	148,914	78,745	40,886	268,545
7.70 Student Transportation	-	-	-	1,179,096	-	205,478	1,384,574
Total Function 7	-	-	-	1,328,010	78,745	246,364	1,653,119
9 Debt Services							
Total Function 9	-	-	-	-	-	-	-
Total Functions 1 - 9	128,287,987	15,810,311	30,897,883	22,296,648	7,270,175	15,228,596	219,791,600

School District No. 35 (Langley)
Operating Expense by Function, Program and Object
Year Ended June 30, 2025

	Total Salaries	Employee Benefits	Total Salaries and Benefits	Services and Supplies	2025 Actual	2025 Budget (Note 16)	2024 Actual
	\$	\$	\$	\$	\$	\$	\$
1 Instruction							
1.02 Regular Instruction	117,813,837	29,698,862	147,512,699	7,848,209	155,360,908	154,967,782	143,228,190
1.03 Career Programs	927,535	224,813	1,152,348	233,064	1,385,412	1,741,762	1,157,451
1.07 Library Services	1,937,026	474,410	2,411,436	200,359	2,611,795	2,849,824	2,654,085
1.08 Counselling	3,867,001	918,252	4,785,253	290,511	5,075,764	5,543,313	4,565,452
1.10 Inclusive Education	45,410,307	12,036,845	57,447,152	1,486,300	58,933,452	62,873,955	49,892,108
1.30 English Language Learning	1,939,601	508,689	2,448,290	111,772	2,560,062	3,202,743	2,489,865
1.31 Indigenous Education	2,181,644	537,760	2,719,404	675,284	3,394,688	3,631,972	3,587,588
1.41 School Administration	16,137,362	3,733,745	19,871,107	1,099,404	20,970,511	21,069,418	18,626,276
1.60 Summer School	1,208,517	246,699	1,455,216	39,660	1,494,876	1,370,610	1,421,657
1.62 International and Out of Province Students	3,401,180	903,475	4,304,655	2,750,239	7,054,894	7,565,697	6,836,167
Total Function 1	194,824,010	49,283,550	244,107,560	14,734,802	258,842,362	264,817,076	234,458,839
4 District Administration							
4.11 Educational Administration	1,770,185	455,731	2,225,916	454,807	2,680,723	2,573,590	2,622,194
4.40 School District Governance	237,813	15,542	253,355	191,284	444,639	438,835	397,075
4.41 Business Administration	4,235,318	1,025,138	5,260,456	2,698,565	7,959,021	7,274,822	6,789,559
Total Function 4	6,243,316	1,496,411	7,739,727	3,344,656	11,084,383	10,287,247	9,808,828
5 Operations and Maintenance							
5.41 Operations and Maintenance Administration	1,814,915	423,298	2,238,213	749,117	2,987,330	3,081,910	3,367,980
5.50 Maintenance Operations	14,757,983	3,802,733	18,560,716	5,711,713	24,272,429	22,800,891	22,404,361
5.52 Maintenance of Grounds	498,257	133,125	631,382	404,623	1,036,005	1,041,987	1,025,863
5.56 Utilities	-	-	-	3,332,859	3,332,859	3,680,000	3,205,435
Total Function 5	17,071,155	4,359,156	21,430,311	10,198,312	31,628,623	30,604,788	30,003,639
7 Transportation and Housing							
7.41 Transportation and Housing Administration	268,545	58,497	327,042	11,502	338,544	309,492	291,014
7.70 Student Transportation	1,384,574	280,216	1,664,790	923,674	2,588,464	2,365,586	2,501,704
Total Function 7	1,653,119	338,713	1,991,832	935,176	2,927,008	2,675,078	2,792,718
9 Debt Services							
Total Function 9	-	-	-	-	-	-	-
Total Functions 1 - 9	219,791,600	55,477,830	275,269,430	29,212,946	304,482,376	308,384,189	277,064,024

School District No. 35 (Langley)

Schedule of Special Purpose Operations

Year Ended June 30, 2025

Schedule 3 (Unaudited)

	2025 Budget (Note 16)	2025 Actual	2024 Actual
	\$	\$	\$
Revenues			
Provincial Grants			
Ministry of Education and Child Care	68,882,597	63,632,416	55,891,278
Federal Grants	1,165,025	1,099,885	906,829
Other Revenue	9,312,867	9,340,418	9,386,068
Total Revenue	79,360,489	74,072,719	66,184,175
Expenses			
Instruction	77,433,705	72,163,069	64,626,270
District Administration	1,007,542	1,003,241	753,234
Operations and Maintenance	869,118	710,513	697,924
Transportation and Housing	50,124	37,712	36,418
Total Expense	79,360,489	73,914,535	66,113,846
Special Purpose Surplus (Deficit) for the year	-	158,184	70,329
Net Transfers (to) from other funds			
Tangible Capital Assets Purchased	-	(158,184)	(70,329)
Total Net Transfers	-	(158,184)	(70,329)
Total Special Purpose Surplus (Deficit) for the year	-	-	-
Special Purpose Surplus (Deficit), beginning of year			
Special Purpose Surplus (Deficit), end of year		-	-

School District No. 35 (Langley)
 Changes in Special Purpose Funds and Expense by Object
 Year Ended June 30, 2025

	Annual Facility Grant	Learning Improvement Fund	School Generated Funds	Strong Start	Ready, Set, Learn	OLEP	Community/Link Fund - Overhead	Classroom Enhancement Fund - Staffing
Deferred Revenue, beginning of year	\$	\$	\$	\$	\$	\$	\$	\$
		16,608	1,229,171		30,025			4,295,601
Add: Restricted Grants								
Provincial Grants - Ministry of Education and Child Care	680,305	1,001,864		288,000	78,400	272,029	2,365,238	53,200,801
Federal Grants								
Other			8,730,805					
	680,305	1,001,864	8,730,805	288,000	78,400	272,029	2,365,238	53,200,801
Less: Allocated to Revenue	680,305	1,018,472	8,366,960	288,000	59,532	272,029	2,365,238	47,751,288
Recovered								
Deferred Revenue, end of year	-	-	1,593,016	-	48,893	-	-	4,295,601
								5,449,513
Revenues	680,305	1,018,472		288,000	59,532	272,029	2,365,238	47,751,288
Provincial Grants - Ministry of Education and Child Care								
Federal Grants								
Other Revenue			8,366,960					
	680,305	1,018,472	8,366,960	288,000	59,532	272,029	2,365,238	47,751,288
Expenses								
Salaries								
Teachers					21,000		543,166	39,530,234
Principals and Vice Principals						69,344	1,311,330	
Educational Assistants		834,788		178,296	531			159,309
Support Staff	118,761							100,601
Other Professionals								576,403
Substitutes		11,049		23,909		23,730	35,830	395,023
	118,761	845,837	-	202,205	21,531	93,074	1,890,326	39,925,257
Employee Benefits	20,220	172,635		65,496	13,206	18,839	474,904	7,826,031
Services and Supplies	541,324		8,366,960	20,299	24,795	160,116	8	
	680,305	1,018,472	8,366,960	288,000	59,532	272,029	2,365,238	47,751,288
Net Revenue (Expense) before Interfund Transfers	-	-	-	-	-	-	-	-
Interfund Transfers								
Tangible Capital Assets Purchased	-	-	-	-	-	-	-	-
Net Revenue (Expense)	-	-	-	-	-	-	-	-

School District No. 35 (Langley)
Changes in Special Purpose Funds and Expense by Object
Year Ended June 30, 2025

Deferred Revenue, beginning of year

Add: Restricted Grants
Provincial Grants - Ministry of Education and Child Care
Federal Grants
Other

Less: Allocated to Revenue
Recovered

Deferred Revenue, end of year

Revenues
Provincial Grants - Ministry of Education and Child Care
Federal Grants
Other Revenue

Expenses

Salaries
Teachers
Principals and Vice Principals
Educational Assistants
Support Staff
Other Professionals
Substitutes

Employee Benefits
Services and Supplies

Net Revenue (Expense) before Interfund Transfers

Interfund Transfers
Tangible Capital Assets Purchased

Net Revenue (Expense)

Classroom Enhancement Fund - Remedies	First Nation Student Transportation	Mental Health in Schools	Changing Results for Young Children	Seamless Day Kindergarten	Early Childhood Education Dual Credit Program	Student & Family Affordability	JUST B4	SEV2KT (Early Years to Kindergarten)
\$	\$	\$	\$	\$	\$	\$	\$	\$
	13,696	9,197	6,191		87,859	318,056		
6,208,732	36,428	48,000	6,750	110,800	16,000		25,000	19,000
6,208,732	36,428	48,000	6,750	110,800	16,000		25,000	19,000
6,208,732	37,712	57,197	12,941	110,800	51,810	318,056	25,000	19,000
-	12,412	-	-	-	52,049	-	-	-
6,208,732	37,712	57,197	12,941	110,800	51,810	318,056	25,000	19,000
-	-	44,668	-	77,664	-	-	12,677	-
6,208,732	37,712	11,007	12,941	20,915	51,810	316,900	12,127	19,000
6,208,732	37,712	57,197	12,941	110,800	51,810	316,900	25,000	19,000
-	-	-	-	-	-	1,156	-	-
-	-	-	-	-	-	(1,156)	-	-
-	-	-	-	-	-	(1,156)	-	-
-	-	-	-	-	-	-	-	-

School District No. 35 (Langley)
 Changes in Special Purpose Funds and Expense by Object
 Year Ended June 30, 2025

Deferred Revenue, beginning of year

Add: Restricted Grants
 Provincial Grants - Ministry of Education and Child Care
 Federal Grants
 Other

Less: Allocated to Revenue
 Recovered

Deferred Revenue, end of year

Revenues
 Provincial Grants - Ministry of Education and Child Care
 Federal Grants
 Other Revenue

Expenses

Salaries
 Teachers
 Principals and Vice Principals
 Educational Assistants
 Support Staff
 Other Professionals
 Substitutes

Employee Benefits
 Services and Supplies

Net Revenue (Expense) before Interfund Transfers

Interfund Transfers

Tangible Capital Assets Purchased

Net Revenue (Expense)

ECL (Early Care & Learning)	Feeding Futures Fund	Health Career Grants	Professional Learning Grant	SWIS	Project Penny	Project Resiliency	National School Food Program	TOTAL
\$	\$	\$	\$	\$	\$	\$	\$	\$
	313,014			286,982	100,000			6,706,400
175,000	2,752,652	29,022	208,468	1,190,343			215,249	68,771,257
175,000	2,752,652	29,022	208,468	1,190,343		973,458		1,190,343
175,000	3,019,742	28,043	-	1,099,885	100,000	973,458	-	79,665,863
-	45,924	979	208,468	377,440	-	-	215,249	74,072,719
								4,295,601
								8,003,943
175,000	3,019,742	28,043		1,099,885	100,000	973,458	-	63,632,416
175,000	3,019,742	28,043	-	1,099,885	100,000	973,458	-	1,099,885
								9,340,418
								74,072,719
145,491	14,296			73,968		118,909		40,301,573
29,509	127,895			71,326		175,156		589,212
	368,361			598,257		133,200		3,515,104
	11,564			38,923				337,779
				35,408		180,291		360,968
				30,716				1,096,660
145,491	522,116	-	-	848,598	-	607,556	-	46,201,296
29,509	143,241			221,913		135,419		9,362,668
	2,297,357	28,043		29,374		230,483		18,350,571
175,000	2,962,714	28,043	-	1,099,885	-	973,458	-	73,914,535
-	57,028	-	-	-	100,000	-	-	158,184
	(57,028)				(100,000)			(158,184)
-	(57,028)	-	-	-	(100,000)	-	-	(158,184)
-	-	-	-	-	-	-	-	-
-	-	-	-	-	-	-	-	-

School District No. 35 (Langley)

Schedule 4 (Unaudited)

Schedule of Capital Operations

Year Ended June 30, 2025

	2025 Budget (Note 16)	2025 Actual			2024 Actual
	\$	Invested in Tangible Capital Assets	Local Capital	Fund Balance	\$
Revenues					
Provincial Grants					
Ministry of Education and Child Care	150,000	30,733,407		30,733,407	305,585
Municipal Grants Spent on Sites		3,032,923		3,032,923	
Investment Income	150,000		22,323	22,323	70,485
Amortization of Deferred Capital Revenue	12,289,437	12,473,953		12,473,953	11,972,257
Total Revenue	12,589,437	46,240,283	22,323	46,262,606	12,348,327
Expenses					
Operations and Maintenance	150,000	469,809		469,809	
Amortization of Tangible Capital Assets					
Operations and Maintenance	17,070,881	17,468,269		17,468,269	16,261,047
Transportation and Housing	749,974	764,333		764,333	725,301
Asset Retirement Obligation revaluation	-	6,191,564		6,191,564	-
Total Expense	17,970,855	24,893,975	-	24,893,975	16,986,348
Capital Surplus (Deficit) for the year	(5,381,418)	21,346,308	22,323	21,368,631	(4,638,021)
Net Transfers (to) from other funds					
Tangible Capital Assets Purchased		158,184		158,184	70,329
Local Capital	8,521,572		6,298,585	6,298,585	10,304,214
Total Net Transfers	8,521,572	158,184	6,298,585	6,456,769	10,374,543
Other Adjustments to Fund Balances					
Tangible Capital Assets Purchased from Local Capital		6,128,870	(6,128,870)	-	
Tangible Capital Assets WIP Purchased from Local Capital		65,567	(65,567)	-	
Total Other Adjustments to Fund Balances		6,194,437	(6,194,437)	-	
Total Capital Surplus (Deficit) for the year	3,140,154	27,698,929	126,471	27,825,400	5,736,522
Capital Surplus (Deficit), beginning of year		129,072,856	642,129	129,714,985	123,978,463
Capital Surplus (Deficit), end of year		156,771,785	768,600	157,540,385	129,714,985

School District No. 35 (Langley)

Tangible Capital Assets

Year Ended June 30, 2025

	Sites	Buildings	Furniture and Equipment	Vehicles	Computer Software	Computer Hardware	Total
	\$	\$	\$	\$	\$	\$	\$
Cost, beginning of year	103,276,673	503,183,231	36,992,370	7,171,668	87,725	11,358,165	662,069,832
Changes for the Year							
Increase:							
Purchases from:							
Deferred Capital Revenue - Bylaw	30,070,490			431,724			30,502,214
Deferred Capital Revenue - Other	3,032,923	55,268	314,293				3,402,484
Special Purpose Funds			158,184				158,184
Local Capital		2,043,141	1,594,457	775,245	11,987	1,704,040	6,128,870
Asset Retirement Obligation revaluation		6,191,564					6,191,564
Transferred from Work in Progress		38,371,732	1,431,542				39,803,274
	33,103,413	46,661,705	3,498,476	1,206,969	11,987	1,704,040	86,186,590
Decrease:							
Deemed Disposals			2,591,975	263,640	2,208	1,019,183	3,877,006
	-	-	2,591,975	263,640	2,208	1,019,183	3,877,006
Cost, end of year	136,380,086	549,844,936	37,898,871	8,114,997	97,504	12,043,022	744,379,416
Work in Progress, end of year		52,738,641	447,562				53,186,203
Cost and Work in Progress, end of year	136,380,086	602,583,577	38,346,433	8,114,997	97,504	12,043,022	797,565,619
Accumulated Amortization, beginning of year		248,188,357	17,724,691	3,100,241	31,157	4,675,542	273,719,988
Changes for the Year							
Increase:							
Amortization for the Year		11,365,066	3,744,562	764,333	18,522	2,340,119	18,232,602
Asset Retirement Obligation revaluation		6,191,564					6,191,564
		17,556,630	3,744,562	764,333	18,522	2,340,119	24,424,166
Decrease:							
Deemed Disposals			2,591,975	263,640	2,208	1,019,183	3,877,006
		-	2,591,975	263,640	2,208	1,019,183	3,877,006
Accumulated Amortization, end of year		259,553,423	18,877,278	3,600,934	47,471	5,996,478	294,267,148
Tangible Capital Assets - Net	136,380,086	343,030,154	19,469,155	4,514,063	50,033	6,046,544	503,298,471

School District No. 35 (Langley)

Schedule 4B (Unaudited)

Tangible Capital Assets - Work in Progress

Year Ended June 30, 2025

	Buildings	Furniture and Equipment	Computer Software	Computer Hardware	Total
	\$	\$	\$	\$	\$
Work in Progress, beginning of year	26,463,627	303,920	-	-	26,767,547
Changes for the Year					
Increase:					
Deferred Capital Revenue - Bylaw	64,068,557	1,575,184	-	-	65,643,741
Deferred Capital Revenue - Other	512,622	-	-	-	512,622
Local Capital	65,567	-	-	-	65,567
	64,646,746	1,575,184	-	-	66,221,930
Decrease:					
Transferred to Tangible Capital Assets	38,371,732	1,431,542	-	-	39,803,274
	38,371,732	1,431,542	-	-	39,803,274
Net Changes for the Year	26,275,014	143,642	-	-	26,418,656
Work in Progress, end of year	52,738,641	447,562	-	-	53,186,203

School District No. 35 (Langley)

Schedule 4C (Unaudited)

Deferred Capital Revenue

Year Ended June 30, 2025

	Bylaw Capital	Other Provincial	Other Capital	Total Capital
	\$	\$	\$	\$
Deferred Capital Revenue, beginning of year	204,369,001	21,020,827	3,229,696	228,619,524
Changes for the Year				
Increase:				
Transferred from Deferred Revenue - Capital Additions	431,724	-	369,561	801,285
Transferred from Work in Progress	38,660,652	512,622		39,173,274
	39,092,376	512,622	369,561	39,974,559
Decrease:				
Amortization of Deferred Capital Revenue	11,391,242	679,601	403,110	12,473,953
	11,391,242	679,601	403,110	12,473,953
Net Changes for the Year	27,701,134	(166,979)	(33,549)	27,500,606
Deferred Capital Revenue, end of year	232,070,135	20,853,848	3,196,147	256,120,130
 Work in Progress, beginning of year	 26,098,932	 -	 -	 26,098,932
Changes for the Year				
Increase				
Transferred from Deferred Revenue - Work in Progress	65,643,741	512,622	-	66,156,363
	65,643,741	512,622	-	66,156,363
Decrease				
Transferred to Deferred Capital Revenue	38,660,652	512,622	-	39,173,274
	38,660,652	512,622	-	39,173,274
Net Changes for the Year	26,983,089	-	-	26,983,089
Work in Progress, end of year	53,082,021	-	-	53,082,021
Total Deferred Capital Revenue, end of year	285,152,156	20,853,848	3,196,147	309,202,151

School District No. 35 (Langley)
Changes in Unspent Deferred Capital Revenue
Year Ended June 30, 2025

Schedule 4D (Unaudited)

	Bylaw Capital	MECC Restricted Capital	Other Provincial Capital	Land Capital	Other Capital	Total
	\$	\$	\$	\$	\$	\$
Balance, beginning of year	2,334,083	1,681,442		2,985,771		7,001,296
Changes for the Year						
Increase:						
Provincial Grants - Ministry of Education and Child Care	94,709,088					94,709,088
Other				2,184,038	369,561	2,553,599
Investment Income		53,146		77,802		130,948
Transfer project surplus to MECC Restricted (from) Bylaw	(145,291)	145,291				-
Reclassify for AFG Expense projects	(469,809)					(469,809)
	94,093,988	198,437	-	2,261,840	369,561	96,923,826
Decrease:						
Transferred to DCR - Capital Additions	431,724				369,561	801,285
Transferred to DCR - Work in Progress	65,643,741	512,622				66,156,363
Transferred to Revenue - Site Purchases	30,070,490			3,032,923		33,103,413
Transferred to Revenue - Settlement of Asset Retirement Obligation	193,108					193,108
	96,339,063	512,622	-	3,032,923	369,561	100,254,169
Net Changes for the Year	(2,245,075)	(314,185)	-	(771,083)	-	(3,330,343)
Balance, end of year	89,008	1,367,257	-	2,214,688	-	3,670,953

SCHOOL DISTRICT NO. 35 (LANGLEY)
STATEMENT OF FINANCIAL INFORMATION
SCHEDULE OF DEBT
JUNE 30, 2025

Information on all long-term debt is included in the School District Audited Financial Statements.

Prepared as required by Financial Information Regulation, Schedule 1, section 4

SCHOOL DISTRICT NO. 35 (LANGLEY)
STATEMENT OF FINANCIAL INFORMATION
SCHEDULE OF GUARANTEE AND INDEMNITY AGREEMENTS
JUNE 30, 2025

School District No. 35 (Langley) has not given any guarantee or indemnity under the Guarantees and Indemnities Regulation.

Prepared as required by Financial Information Regulation, Schedule 1, section 5

SCHOOL DISTRICT NO. 35 (LANGLEY)
STATEMENT OF FINANCIAL INFORMATION
SCHEDULE OF PAYMENTS MADE FOR THE PROVISION OF GOODS AND SERVICES
FOR THE YEAR ENDED JUNE 30, 2025

Name of Individual, Firm or Corporation	Amount
1457115 BC LTD	\$ 25,935
3P LEARNING AMERICAS	84,250
AGRI-KIDS SOCIETY	120,470
AINSWORTH	251,710
ALIGNED FLOOR COVERING	36,582
ALLMAR DISTRIBUTORS	84,690
AMAZON.COM.CA	1,030,983
AMERESCO CANADA INC.	60,496
ANDREW SHERET LTD	197,728
APLIN & MARTIN CONSULTANTS LTD.	69,644
APPLE CANADA INC. C3120	720,780
APPLY TO EDUCATION	31,572
ARI FINANCIAL SERVICES T46163	201,227
ARIA CONVENTION CENTRE	107,433
ARTSTARTS IN SCHOOLS	42,249
ATLAS APEX ROOFING INC	242,502
AURORA CASCADE ENTERPRISES LTD.	822,064
AVID CENTER	62,814
AVISPA PRO TRANSPORTATION LTD	36,532
B.C. HYDRO	1,649,173
B.C. PRINCIPAL/VICE PRINCIPAL	146,765
B.C. SCHOOL SPORTS	51,937
B.C. TEACHERS FEDERATION	7,191,358
B.C.I.T.	66,201
B.C.S.T.A.	104,922
BC AGRICULTURE IN THE CLASSROOM	244,563
BEASTVAN GRAPHICS & APPAREL	72,607
BEATON'S MEET & GREET LTD.	71,594
BEST BUY CANADA LTD.	53,494
BRAND-IT PRINT & PROMO	39,127
BRIGHT CAN-ACHIEVE LTD	26,823
BUDGET BLIND SERVICES	49,202
BUDGET FOOD EQUIPMENT	30,978
BUSY-BEE SANITARY SUPPLIES	158,033
C.U.P.E. 1260	778,355
C.U.P.E. LOCAL 1851	285,809
CALA CANADIAN INC	71,769
CAMP JUBILEE	74,739
CAMP SQUEAH	27,135
CANADA POST CORP.	29,079
CANADA SAFEWAY	36,882
CANADIAN LANDSCAPE	1,015,462
CANADIAN TIRE	27,952
CANADIAN TURNER CONSTRUCTION	725,201
CANSTAR RESTORATIONS	96,958
CANUEL CATERERS	316,965
CAPITAL GREEN LANDSCAPES LTD.	28,140
CARR, CARLA	32,441
CASCADES CASINO	72,498
CBC RADIO CANADA	63,840
CCI LEARNING SOLUTIONS INC.	29,361
CCSTA	88,577
CDW CANADA	169,525
CENTAUR PRODUCTS INC.	438,975
CENTER FOR TRAUMA INFORMED PRACTICES	41,357
CHARTER TELECOM INC	72,290
CHEVRON	50,797
CHRISTIE LITES (CANADA)	79,402
CHURCH IN THE VALLEY	26,717
CINEPLEX ENTERTAINMENT LP	32,014
CITY OF LANGLEY	198,094
CLEVER AV INC	71,965
COACH CLIFF'S GAGA BALL PITS	29,433
COLLEGE BOARD	158,597
COMMITTEE FOR CHILDREN	32,466
COMMUNICATION CROSSROADS	32,985
COMMUNITY JUSTICE INITIATIVES ASSN.	94,581
CONCEPT INTERACTIVE INC. (SCHOOLBUNDLE)	59,218
CORPORATE EXPRESS CANADA INC.	515,427
CORTEX CENTRE FOR ADVANCEMENT ASSESSMENT	45,271
COSTCO	532,996

SCHOOL DISTRICT NO. 35 (LANGLEY)
STATEMENT OF FINANCIAL INFORMATION
SCHEDULE OF PAYMENTS MADE FOR THE PROVISION OF GOODS AND SERVICES
FOR THE YEAR ENDED JUNE 30, 2025

Name of Individual, Firm or Corporation	Amount
CREATIVE INSIGNIA LTD	30,016
CREO PROJECTS LTD.	1,182,258
CUMMINS WESTERN CANADA	57,201
CUSTOM BLACKTOP CO.	197,457
CYPRESS BOWL RECREATIONS LTD	205,034
D.G.S. CONSTRUCTION CO. LTD	25,001,776
DAFCO FILTRATION GROUP	64,891
DAGO DIESEL INC.	58,234
DELL CANADA INC.	335,540
DESJARDINS FINANCIAL SECURITY	469,170
DOLLARAMA	54,460
DONALD FLOORING CONTRACT SALES	71,759
DOUBLETHINK INC.	69,560
DRYCO BUILDING SUPPLIES (LANGLEY) LTD.	27,831
DULUX	59,887
DUTCH DOOR HARDWARE	308,184
DYNAMIC SPECIALTY VEHICLES LTD	329,060
E.B. HORSMAN & SON LTD.	152,199
EASTERN VALLEY ATHLETIC ASSOC.	59,775
EDUCATIONAL WORLD TOURS	172,578
ELLISON TRAVEL & TOURS	121,217
EMCO CORPORATION	120,025
EMPIRE ASPHALT PAVING INC.	84,255
ESSO	96,561
EVERGREEN ENVIRONMENTAL &	220,218
FAIR CHANCE LEARNING	52,582
FAIRWEATHER CRUISES & EVENTS	52,193
FARM-TEK TURF SERVICES INC.	123,588
FIRST TRUCK CENTRE VANCOUVER INC.	248,299
FLYWIRE PAYMENTS CANADA INC.	74,920
FOCUSED EDUCATION RESOURCES	96,187
FORT LANGLEY GOLF COURSE	57,607
FORT MODULAR	5,329,663
FORTISBC-NATURAL GAS	1,161,218
FRASER SHADING SYSTEMS INC	27,052
FRASER VALLEY BASKETBALL OFFICIALS ASSOCIATION	25,096
FRIESEN YEARBOOKS	43,870
FULL LINE SPECIALTIES INC.	76,402
FUTUREBOOK PRINTING, INC.	54,624
GAME READY FITNESS LTD	86,845
GAMERS BASEBALL	61,131
GARAVENTA (CANADA) LTD.	35,330
GASPARD & SONS LTD.	29,904
GEORGIA STRAIT REFRIGERATION	124,171
GRAND & TOY	1,006,509
GREENBARN POTTERS SUPPLY LTD.	31,338
GRIP TIRE MURRAYVILLE LTD.	100,830
GROOME FLOOR COVERINGS INC.	169,920
GROUP STUDY ARCHITECTURE INC.	228,369
GUILLEVIN INTERNATIONAL INC	90,342
HABITAT SYSTEMS INC.	170,193
HARBOUR CRUISES LTD	83,277
HARBOUR INTERNATIONAL TRUCKS	62,855
HARDWOODS SPECIALTY PRODUCTS LP	39,070
HARRIS & COMPANY	252,825
HAVEN FOUNDATION	35,920
HB TRAVEL CORP.	109,637
HEIDELBERG CONTRACTING LTD	134,059
HYBRID AUDIO VISUAL	33,209
I GLOBAL EDU	60,587
IBM CANADA LIMITED	106,750
IDENTITY AUTOMATION	50,965
IKEA	39,502
IMPERIAL DADE CANADA INC.	345,871
INCLUSION LANGLEY SOCIETY	412,686
INDIGO BOOKS & MUSIC INC.	49,920
INDUSTRIAL ALLIANCE	43,203
INFO-TECH RESEARCH GROUP	78,746
INSIGNIA SOFTWARE CORP	48,569
INSPIRIS (COUGAR RIDGE COMPUTERS)	33,977
INTEGRATED PROTECTIVE SERVICES	146,358

SCHOOL DISTRICT NO. 35 (LANGLEY)
STATEMENT OF FINANCIAL INFORMATION
SCHEDULE OF PAYMENTS MADE FOR THE PROVISION OF GOODS AND SERVICES
FOR THE YEAR ENDED JUNE 30, 2025

Name of Individual, Firm or Corporation	Amount
INTERNATIONAL BACCALAUREATE ORG	183,436
INTER-PROVINCIAL ROOF CONSULTANTS LTD.	50,993
INTROBA CANADA LLP	31,198
IPROMOTEU CANADA INC	33,783
JACOR MARKETING INC.	25,470
JESSIE PACK	32,500
JOSTENS CANADA LTD.	274,823
JR DRILLING	32,713
KAREN GABRIEL	25,056
KAWKAWA CAMP	37,318
KERRISDALE CAMERAS	34,855
KEV SOFTWARE INC.	128,148
KEVIN STATHAM	69,256
KEY WEST FORD SALES LTD.	96,267
KITT EQUIPMENT	36,067
KLASSEN WOOD CO	57,326
KM CIVIL CONSULTANTS LTD	73,319
KMS TOOLS & EQUIPMENT LTD	100,939
KOFFMAN KALEF, LLP	32,525,065
KPMG LLP, T4348	60,821
KWANTLEN FIRST NATION	82,286
KWANTLEN POLYTECHNIC UNIVERSITY	39,951
K'WY'I'Y'E SPRING SALMON STUDIO	52,500
LAFARGE CANADA INC.	35,127
LANGLEY MEALS ON WHEELS	50,240
LANGLEY PRINCIPALS & VICE PRINCIPALS ASSOCIATION	217,622
LANGLEY PRINCIPALS/VICE	57,330
LANGLEY SCHOOL DISTRICT FDTN.	189,408
LANGLEY TEACHERS ASSOCIATION	1,238,434
LAUZE ENTERPRISES LTD.	74,025
LEAVITT MACHINERY	136,267
LEC QUANTITY SURVEYING AND PROJECT	88,620
LIONHEART SPORTS APPAREL LTD.	26,052
LISA SCHULTZ	32,028
LONG & MCQUADE LIMITED	74,629
LORDCO PARTS LTD.	50,630
LOWER FRASER VALLEY ABORIGINAL SOCIETY	25,000
LUCKETT WENMAN & ASSOCIATES	61,904
M.L. PETERSON HARDWOOD	35,679
MACK KIRK ROOFING & SHEET METAL LTD	401,520
MAINLAND FORD LTD.	104,984
MAKE PROJECTS LTD.	828,615
MARRIOTT VANCOUVER	46,377
MARSH CANADA LIMITED	75,389
MASUYAMA, KEIKO	29,030
MCCUAIG & ASSOCIATES ENGINEERING LTD.	66,910
MCELHANNEY LTD.	41,225
MCRAES SEPTIC TANK SERVICE	43,798
MDA AUTO SOLUTIONS INC.	27,791
MEDICAL SERVICES PLAN OF BC (ISP STUDENTS)	537,675
METRO MOBILE RADIO SALES INC.	46,858
METRO MOTORS LTD	290,307
METRO TESTING & ENGINEERING LTD.	31,353
MICHAELS	26,733
MICROSOFT CANADA INC.	138,502
MILLS BASICS OFFICE PRODUCTIVITY	49,365
MINISTER OF FINANCE	372,858
MINISTRY OF FINANCE - EHT	5,087,519
MOBIA TECHNOLOGY INNOVATIONS	548,447
MOBIL	33,035
MODERN PURAIR	76,649
MORENOS MARKET & DELI	29,506
MSH INTERNATIONAL (CANADA) LTD.	164,042
MT. SEYMOUR RESORTS LTD.	66,066
MYBUDGETFILE INC.	49,440
NATURAL POD	32,326
NEWLANDS GOLF & COUNTRY CLUB	90,067
NORTHERN COMPUTER	904,240
OAKCREEK GOLF AND TURF LP	26,940
ONETEAM SPORTS GROUP	74,469
OPEN DOORS TRAVEL CONCEPTS LTD.	148,114

SCHOOL DISTRICT NO. 35 (LANGLEY)
STATEMENT OF FINANCIAL INFORMATION
SCHEDULE OF PAYMENTS MADE FOR THE PROVISION OF GOODS AND SERVICES
FOR THE YEAR ENDED JUNE 30, 2025

Name of Individual, Firm or Corporation	Amount
OPEN PARACHUTE LTD	63,126
ORION SECURITY SYSTEMS LTD	57,863
ORKIN CANADA	31,842
OTTER	39,169
PACIFIC BLUE CROSS	12,156,333
PACIFIC COAST CATERING GROUP LTD.	29,010
PARADIGM SHIFT TECHNOLOGY GROUP INC.	34,653
PARK N PLAY DESIGN	153,083
PAYNE PACIFIC CONTRACTING	75,878
PEARSON CANADA INC. T46254	38,900
PENSION CORPORATION	52,089,356
PIONEER PAVING LTD.	71,380
PIPAM CATERING	28,451
POINTBLANK INSTALLATIONS INC	176,996
POWERSCHOOL CANADA ULC	288,809
PROGRESSIVE FUNDRAISING INC.	585,098
PROSTOCK ATHLETIC SUPPLY LTD.	76,026
PUBLIC EDUCATION BENEFITS TRUST IN TRUST	6,248,048
QUADIENT CANADA LTD.	55,763
QUANTUM LIGHTING INC	31,080
RAPHAEL FAMILY SUPPORT FOUNDATION	50,000
REAL CDN SUPERSTORE	109,731
RECEIVER GENERAL FOR CANADA	72,160,102
REDLINE REFRIGERATION	144,494
REFRIGERATIVE SUPPLY	54,606
REIMER HARDWOODS LTD.	33,954
REO RAFTING RESORT	32,230
RICHELIEU HARDWARE CANADA LTD	32,356
RICHMOND ELEVATOR MAINTENANCE	79,959
RICOH CANADA INC.	738,164
RITE WAY FENCING CO.	25,101
RITZ CATERING & COFFEE HOUSE	87,643
ROBERTSON ELECTRIC	43,188
ROGERS WIRELESS INC.	26,039
RUBICON PUBLISHING INC	369,449
RUSSELL FOOD EQUIPMENT	73,879
RX SERVICE & REPAIR	224,966
S.D.35 EXCLUDED STAFF GROUP	25,000
SAPPHIRE SOUND INC.	83,496
SAVE ON FOODS	343,742
SCHOLASTIC BOOK FAIRS CANADA INC.	54,759
SCHOLASTIC CANADA LTD.	31,154
SCHOOL START	44,539
SERVE-U-BETTER MAINTENANCE	34,228
SHELL	32,000
SHERATON VANCOUVER WALL CENTRE	53,647
SHOPPERS DRUG MART	26,234
SITELINE EARTHWORKS LTD.	621,118
SKYLINE ATHLETICS INC.	55,303
SOFTCHOICE LP.	625,636
SOURCE FLOOR & SPECIALTIES INC.	123,867
SOURCE OFFICE FURNISHINGS	189,508
SOURCES LANGLEY FOOD BANK	51,381
SPECTRUM ED SUPPLIES LTD	29,432
SPICERS CANADA LIMITED	72,014
SPIRIT CRUISES LTD.	29,939
SPORTFACTOR INC.	62,145
STAPLES CANADA ULC (PROFESSIONAL)	280,580
STATE CHEMICAL LTD.	88,982
STATION ONE ARCHITECTS	974,087
STERLING FLEET OUTFITTERS INC.	27,802
STILL INTERPRETING INC.	143,479
STILLWOOD CAMP	36,949
STO:LO CATERING	64,745
SUDDEN IMPACT BRANDED APPAREL &	27,376
SUNCOR ENERGY PRODUCTS PARTNERSHIP	254,784
SUPER SAVE PROPANE	88,484
SUPER-SAVE DISPOSAL INC.	273,011
SURREY FIRE & SAFETY LTD.	29,058
SWING TIME DISTRIBUTORS LTD.	320,814
SYSCO FOOD SERVICES OF VANCOUVER, INC	388,095

SCHOOL DISTRICT NO. 35 (LANGLEY)
STATEMENT OF FINANCIAL INFORMATION
SCHEDULE OF PAYMENTS MADE FOR THE PROVISION OF GOODS AND SERVICES
FOR THE YEAR ENDED JUNE 30, 2025

Name of Individual, Firm or Corporation	Amount
TAPESTRY MUSIC LTD.	49,178
TASTEFULLY YOURS BY JEFF	76,208
TASU CONSTRUCTION LTD.	4,760,884
TEAMDYNAMIX SOLUTIONS LLC	52,459
TECHNICAL SAFETY BC	36,894
TELUS	267,927
TELUS HEALTH (CANADA) LTD.	177,332
TEN FEET SPORTS & ENTERTAINMENT LTD	210,580
TERRANE ENGINEERING GROUP LTD.	252,609
TERRY FOX FOUNDATION	38,638
THE BOOMERANG PROJECT	45,462
THE BRICK WAREHOUSE LP	92,544
THE HOME DEPOT	92,137
THE LUNCH LADY	193,914
THERESA WHYTE	64,381
THINKSPACE ARCHITECTURE	2,228,390
THINKTEL COMMUNICATIONS	67,692
TICKETLEADER	30,065
TIMBERLINE RANCH	58,033
TITANIUM FORD	47,490
TLD COMPUTERS	643,421
TOOLS FOR SCHOOLS, INC.	44,064
TORQUE BRANDING	51,844
TOWNSHIP OF LANGLEY-COLLECTIONS	1,292,665
TRINITY WESTERN UNIVERSITY	27,494
TRIVIUM CONTRACTING AND SHADE SAILS	38,913
TRUCK WEST COLLISION	49,480
TURNING POINT RESOLUTIONS	233,972
TW COMPUTING	50,611
TWIN SUMMIT HOLDINGS INC.	31,599
TYLER TECHNOLOGIES	47,766
U-LINE	131,713
UNIGLOBE SPECIALTY TRAVEL	34,960
UNITECH CONSTRUCTION MANAGEMENT LTD.	17,776,935
UNITED LIBRARY SERVICES INC.	55,875
UNIVERSAL COACH LINE LTD.	52,323
UNIVERSITY OF BRITISH COLUMBIA	34,740
UNIVERSITY OF THE FRASER VALLEY	29,910
UNIVERUS SOFTWARE CANADA INC.	69,259
VANCOUVER PUBLIC EDUCATION	173,513
VIKING FIRE PROTECTION INC	87,266
VIKING-ALEXANDER METAL PROD LT	27,491
WAL-MART	86,043
WALNUT GROVE CRUISE AND TRAVEL	52,990
WELCOME TO CANADA	38,386
WESCLEAN	94,513
WESCO DISTRIBUTION - CANADA INC.	78,435
WEST CENTRAL BUILDING SUPPLIES	82,257
WEST COAST MACHINERY	84,060
WEST SUN COMMUNICATIONS LTD	153,394
WESTERN CAMPUS RESOURCES	127,993
WESTERN WASHINGTON UNIVERSITY	120,892
WESTVIEW GLASS & ALUMINUM LTD.	108,125
WINTech INC.	34,588
WORKSAFE BC	3,411,528
X10 NETWORKS	698,598
YELLOWRIDGE CONSTRUCTION LTD.	37,448
ZAJAC RANCH	51,193
Total - Suppliers with payments exceeding \$25,000	296,205,448
Total - Suppliers with payments of \$25,000 or less	14,337,606
Consolidated Total	\$ 310,543,054

Prepared as required by Financial Information Regulation, Schedule 1, section 7

SCHOOL DISTRICT NO. 35 (LANGLEY)
STATEMENT OF FINANCIAL INFORMATION
SCHEDULE OF PAYMENTS MADE FOR THE PROVISION OF GOODS AND SERVICES
FOR THE YEAR ENDED JUNE 30, 2025

Name of Individual, Firm or Corporation	Amount
1457115 BC LTD	\$ 25,935
3P LEARNING AMERICAS	84,250
AGRI-KIDS SOCIETY	120,470
AINSWORTH	251,710
ALIGNED FLOOR COVERING	36,582
ALLMAR DISTRIBUTORS	84,690
AMAZON.COM.CA	1,030,983
AMERESCO CANADA INC.	60,496
ANDREW SHERET LTD	197,728
APLIN & MARTIN CONSULTANTS LTD.	69,644
APPLE CANADA INC. C3120	720,780
APPLY TO EDUCATION	31,572
ARI FINANCIAL SERVICES T46163	201,227
ARIA CONVENTION CENTRE	107,433
ARTSTARTS IN SCHOOLS	42,249
ATLAS APEX ROOFING INC	242,502
AURORA CASCADE ENTERPRISES LTD.	822,064
AVID CENTER	62,814
AVISPA PRO TRANSPORTATION LTD	36,532
B.C. HYDRO	1,649,173
B.C. PRINCIPAL/VICE PRINCIPAL	146,765
B.C. SCHOOL SPORTS	51,937
B.C. TEACHERS FEDERATION	7,191,358
B.C.I.T.	66,201
B.C.S.T.A.	104,922
BC AGRICULTURE IN THE CLASSROOM	244,563
BEASTVAN GRAPHICS & APPAREL	72,607
BEATON'S MEET & GREET LTD.	71,594
BEST BUY CANADA LTD.	53,494
BRAND-IT PRINT & PROMO	39,127
BRIGHT CAN-ACHIEVE LTD	26,823
BUDGET BLIND SERVICES	49,202
BUDGET FOOD EQUIPMENT	30,978
BUSY-BEE SANITARY SUPPLIES	158,033
C.U.P.E. 1260	778,355
C.U.P.E. LOCAL 1851	285,809
CALA CANADIAN INC	71,769
CAMP JUBILEE	74,739
CAMP SQUEAH	27,135
CANADA POST CORP.	29,079
CANADA SAFEWAY	36,882
CANADIAN LANDSCAPE	1,015,462
CANADIAN TIRE	27,952
CANADIAN TURNER CONSTRUCTION	725,201
CANSTAR RESTORATIONS	96,958
CANUEL CATERERS	316,965
CAPITAL GREEN LANDSCAPES LTD.	28,140
CARR, CARLA	32,441
CASCADES CASINO	72,498
CBC RADIO CANADA	63,840
CCI LEARNING SOLUTIONS INC.	29,361
CCSTA	88,577
CDW CANADA	169,525
CENTAUR PRODUCTS INC.	438,975
CENTER FOR TRAUMA INFORMED PRACTICES	41,357
CHARTER TELECOM INC	72,290
CHEVRON	50,797
CHRISTIE LITES (CANADA)	79,402
CHURCH IN THE VALLEY	26,717
CINEPLEX ENTERTAINMENT LP	32,014
CITY OF LANGLEY	198,094
CLEVER AV INC	71,965
COACH CLIFF'S GAGA BALL PITS	29,433
COLLEGE BOARD	158,597
COMMITTEE FOR CHILDREN	32,466
COMMUNICATION CROSSROADS	32,985
COMMUNITY JUSTICE INITIATIVES ASSN.	94,581
CONCEPT INTERACTIVE INC. (SCHOOLBUNDLE)	59,218
CORPORATE EXPRESS CANADA INC.	515,427
CORTEX CENTRE FOR ADVANCEMENT ASSESSMENT	45,271
COSTCO	532,996

SCHOOL DISTRICT NO. 35 (LANGLEY)
STATEMENT OF FINANCIAL INFORMATION
SCHEDULE OF PAYMENTS MADE FOR THE PROVISION OF GOODS AND SERVICES
FOR THE YEAR ENDED JUNE 30, 2025

Name of Individual, Firm or Corporation	Amount
CREATIVE INSIGNIA LTD	30,016
CREO PROJECTS LTD.	1,182,258
CUMMINS WESTERN CANADA	57,201
CUSTOM BLACKTOP CO.	197,457
CYPRESS BOWL RECREATIONS LTD	205,034
D.G.S. CONSTRUCTION CO. LTD	25,001,776
DAFCO FILTRATION GROUP	64,891
DAGO DIESEL INC.	58,234
DELL CANADA INC.	335,540
DESJARDINS FINANCIAL SECURITY	469,170
DOLLARAMA	54,460
DONALD FLOORING CONTRACT SALES	71,759
DOUBLETHINK INC.	69,560
DRYCO BUILDING SUPPLIES (LANGLEY) LTD.	27,831
DULUX	59,887
DUTCH DOOR HARDWARE	308,184
DYNAMIC SPECIALTY VEHICLES LTD	329,060
E.B. HORSMAN & SON LTD.	152,199
EASTERN VALLEY ATHLETIC ASSOC.	59,775
EDUCATIONAL WORLD TOURS	172,578
ELLISON TRAVEL & TOURS	121,217
EMCO CORPORATION	120,025
EMPIRE ASPHALT PAVING INC.	84,255
ESSO	96,561
EVERGREEN ENVIRONMENTAL &	220,218
FAIR CHANCE LEARNING	52,582
FAIRWEATHER CRUISES & EVENTS	52,193
FARM-TEK TURF SERVICES INC.	123,588
FIRST TRUCK CENTRE VANCOUVER INC.	248,299
FLYWIRE PAYMENTS CANADA INC.	74,920
FOCUSED EDUCATION RESOURCES	96,187
FORT LANGLEY GOLF COURSE	57,607
FORT MODULAR	5,329,663
FORTISBC-NATURAL GAS	1,161,218
FRASER SHADING SYSTEMS INC	27,052
FRASER VALLEY BASKETBALL OFFICIALS ASSOCIATION	25,096
FRIESEN YEARBOOKS	43,870
FULL LINE SPECIALTIES INC.	76,402
FUTUREBOOK PRINTING, INC.	54,624
GAME READY FITNESS LTD	86,845
GAMERS BASEBALL	61,131
GARAVENTA (CANADA) LTD.	35,330
GASPARD & SONS LTD.	29,904
GEORGIA STRAIT REFRIGERATION	124,171
GRAND & TOY	1,006,509
GREENBARN POTTERS SUPPLY LTD.	31,338
GRIP TIRE MURRAYVILLE LTD.	100,830
GROOME FLOOR COVERINGS INC.	169,920
GROUP STUDY ARCHITECTURE INC.	228,369
GUILLEVIN INTERNATIONAL INC	90,342
HABITAT SYSTEMS INC.	170,193
HARBOUR CRUISES LTD	83,277
HARBOUR INTERNATIONAL TRUCKS	62,855
HARDWOODS SPECIALTY PRODUCTS LP	39,070
HARRIS & COMPANY	252,825
HAVEN FOUNDATION	35,920
HB TRAVEL CORP.	109,637
HEIDELBERG CONTRACTING LTD	134,059
HYBRID AUDIO VISUAL	33,209
I GLOBAL EDU	60,587
IBM CANADA LIMITED	106,750
IDENTITY AUTOMATION	50,965
IKEA	39,502
IMPERIAL DADE CANADA INC.	345,871
INCLUSION LANGLEY SOCIETY	412,686
INDIGO BOOKS & MUSIC INC.	49,920
INDUSTRIAL ALLIANCE	43,203
INFO-TECH RESEARCH GROUP	78,746
INSIGNIA SOFTWARE CORP	48,569
INSPIRIS (COUGAR RIDGE COMPUTERS)	33,977
INTEGRATED PROTECTIVE SERVICES	146,358

SCHOOL DISTRICT NO. 35 (LANGLEY)
STATEMENT OF FINANCIAL INFORMATION
SCHEDULE OF PAYMENTS MADE FOR THE PROVISION OF GOODS AND SERVICES
FOR THE YEAR ENDED JUNE 30, 2025

Name of Individual, Firm or Corporation	Amount
INTERNATIONAL BACCALAUREATE ORG	183,436
INTER-PROVINCIAL ROOF CONSULTANTS LTD.	50,993
INTROBA CANADA LLP	31,198
IPROMOTEU CANADA INC	33,783
JACOR MARKETING INC.	25,470
JESSIE PACK	32,500
JOSTENS CANADA LTD.	274,823
JR DRILLING	32,713
KAREN GABRIEL	25,056
KAWKAWA CAMP	37,318
KERRISDALE CAMERAS	34,855
KEY SOFTWARE INC.	128,148
KEVIN STATHAM	69,256
KEY WEST FORD SALES LTD.	96,267
KITT EQUIPMENT	36,067
KLASSEN WOOD CO	57,326
KM CIVIL CONSULTANTS LTD	73,319
KMS TOOLS & EQUIPMENT LTD	100,939
KOFFMAN KALEF, LLP	32,525,065
KPMG LLP, T4348	60,821
KWANTLEN FIRST NATION	82,286
KWANTLEN POLYTECHNIC UNIVERSITY	39,951
K'WY'Y'E SPRING SALMON STUDIO	52,500
LAFARGE CANADA INC.	35,127
LANGLEY MEALS ON WHEELS	50,240
LANGLEY PRINCIPALS & VICE PRINCIPALS ASSOCIATION	217,622
LANGLEY PRINCIPALS/VICE	57,330
LANGLEY SCHOOL DISTRICT FDTN.	189,408
LANGLEY TEACHERS ASSOCIATION	1,238,434
LAUZE ENTERPRISES LTD.	74,025
LEAVITT MACHINERY	136,267
LEC QUANTITY SURVEYING AND PROJECT	88,620
LIONHEART SPORTS APPAREL LTD.	26,052
LISA SCHULTZ	32,028
LONG & MCQUADE LIMITED	74,629
LORDCO PARTS LTD.	50,630
LOWER FRASER VALLEY ABORIGINAL SOCIETY	25,000
LUCKETT WENMAN & ASSOCIATES	61,904
M.I. PETERSON HARDWOOD	35,679
MACK KIRK ROOFING & SHEET METAL LTD	401,520
MAINLAND FORD LTD.	104,984
MAKE PROJECTS LTD.	828,615
MARRIOTT VANCOUVER	46,377
MARSH CANADA LIMITED	75,389
MASUYAMA, KEIKO	29,030
MCCUAIG & ASSOCIATES ENGINEERING LTD.	66,910
MCELHANNEY LTD.	41,225
MCRAES SEPTIC TANK SERVICE	43,798
MDA AUTO SOLUTIONS INC.	27,791
MEDICAL SERVICES PLAN OF BC (ISP STUDENTS)	537,675
METRO MOBILE RADIO SALES INC.	46,858
METRO MOTORS LTD	290,307
METRO TESTING & ENGINEERING LTD.	31,353
MICHAELS	26,733
MICROSOFT CANADA INC.	138,502
MILLS BASICS OFFICE PRODUCTIVITY	49,365
MINISTER OF FINANCE	372,858
MINISTRY OF FINANCE - EHT	5,087,519
MOBIA TECHNOLOGY INNOVATIONS	548,447
MOBIL	33,035
MODERN PURAIR	76,649
MORENOS MARKET & DELI	29,506
MSH INTERNATIONAL (CANADA) LTD.	164,042
MT. SEYMOUR RESORTS LTD.	66,066
MYBUDGETFILE INC.	49,440
NATURAL POD	32,326
NEWLANDS GOLF & COUNTRY CLUB	90,067
NORTHERN COMPUTER	904,240
OAKCREEK GOLF AND TURF LP	26,940
ONETEAM SPORTS GROUP	74,469
OPEN DOORS TRAVEL CONCEPTS LTD.	148,114

SCHOOL DISTRICT NO. 35 (LANGLEY)
STATEMENT OF FINANCIAL INFORMATION
SCHEDULE OF PAYMENTS MADE FOR THE PROVISION OF GOODS AND SERVICES
FOR THE YEAR ENDED JUNE 30, 2025

Name of Individual, Firm or Corporation	Amount
OPEN PARACHUTE LTD	63,126
ORION SECURITY SYSTEMS LTD	57,863
ORKIN CANADA	31,842
OTTER	39,169
PACIFIC BLUE CROSS	12,156,333
PACIFIC COAST CATERING GROUP LTD.	29,010
PARADIGM SHIFT TECHNOLOGY GROUP INC.	34,653
PARK N PLAY DESIGN	153,083
PAYNE PACIFIC CONTRACTING	75,878
PEARSON CANADA INC. T46254	38,900
PENSION CORPORATION	52,089,356
PIONEER PAVING LTD.	71,380
PIPAM CATERING	28,451
POINTBLANK INSTALLATIONS INC	176,996
POWERSCHOOL CANADA ULC	288,809
PROGRESSIVE FUNDRAISING INC.	585,098
PROSTOCK ATHLETIC SUPPLY LTD.	76,026
PUBLIC EDUCATION BENEFITS TRUST IN TRUST	6,248,048
QUADIENT CANADA LTD.	55,763
QUANTUM LIGHTING INC	31,080
RAPHAEL FAMILY SUPPORT FOUNDATION	50,000
REAL CDN SUPERSTORE	109,731
RECEIVER GENERAL FOR CANADA	72,160,102
REDLINE REFRIGERATION	144,494
REFRIGERATIVE SUPPLY	54,606
REIMER HARDWOODS LTD.	33,954
REO RAFTING RESORT	32,230
RICHELIEU HARDWARE CANADA LTD	32,356
RICHMOND ELEVATOR MAINTENANCE	79,959
RICOH CANADA INC.	738,164
RITE WAY FENCING CO.	25,101
RITZ CATERING & COFFEE HOUSE	87,643
ROBERTSON ELECTRIC	43,188
ROGERS WIRELESS INC.	26,039
RUBICON PUBLISHING INC	369,449
RUSSELL FOOD EQUIPMENT	73,879
RX SERVICE & REPAIR	224,966
S.D.35 EXCLUDED STAFF GROUP	25,000
SAPPHIRE SOUND INC.	83,496
SAVE ON FOODS	343,742
SCHOLASTIC BOOK FAIRS CANADA INC.	54,759
SCHOLASTIC CANADA LTD.	31,154
SCHOOL START	44,539
SERVE-U-BETTER MAINTENANCE	34,228
SHELL	32,000
SHERATON VANCOUVER WALL CENTRE	53,647
SHOPPERS DRUG MART	26,234
SITELINE EARTHWORKS LTD.	621,118
SKYLINE ATHLETICS INC.	55,303
SOFTCHOICE LP.	625,636
SOURCE FLOOR & SPECIALTIES INC.	123,867
SOURCE OFFICE FURNISHINGS	189,508
SOURCES LANGLEY FOOD BANK	51,381
SPECTRUM ED SUPPLIES LTD	29,432
SPICERS CANADA LIMITED	72,014
SPIRIT CRUISES LTD.	29,939
SPORTFACTOR INC.	62,145
STAPLES CANADA ULC (PROFESSIONAL)	280,580
STATE CHEMICAL LTD.	88,982
STATION ONE ARCHITECTS	974,087
STERLING FLEET OUTFITTERS INC.	27,802
STILL INTERPRETING INC.	143,479
STILLWOOD CAMP	36,949
STO:LO CATERING	64,745
SUDDEN IMPACT BRANDED APPAREL &	27,376
SUNCOR ENERGY PRODUCTS PARTNERSHIP	254,784
SUPER SAVE PROPANE	88,484
SUPER-SAVE DISPOSAL INC.	273,011
SURREY FIRE & SAFETY LTD.	29,058
SWING TIME DISTRIBUTORS LTD.	320,814
SYSCO FOOD SERVICES OF VANCOUVER, INC	388,095

SCHOOL DISTRICT NO. 35 (LANGLEY)
STATEMENT OF FINANCIAL INFORMATION
SCHEDULE OF PAYMENTS MADE FOR THE PROVISION OF GOODS AND SERVICES
FOR THE YEAR ENDED JUNE 30, 2025

Name of Individual, Firm or Corporation	Amount
TAPESTRY MUSIC LTD.	49,178
TASTEFULLY YOURS BY JEFF	76,208
TASU CONSTRUCTION LTD.	4,760,884
TEAMDYNAMIX SOLUTIONS LLC	52,459
TECHNICAL SAFETY BC	36,894
TELUS	267,927
TELUS HEALTH (CANADA) LTD.	177,332
TEN FEET SPORTS & ENTERTAINMENT LTD	210,580
TERRANE ENGINEERING GROUP LTD.	252,609
TERRY FOX FOUNDATION	38,638
THE BOOMERANG PROJECT	45,462
THE BRICK WAREHOUSE LP	92,544
THE HOME DEPOT	92,137
THE LUNCH LADY	193,914
THERESA WHYTE	64,381
THINKSPACE ARCHITECTURE	2,228,390
THINKTEL COMMUNICATIONS	67,692
TICKETLEADER	30,065
TIMBERLINE RANCH	58,033
TITANIUM FORD	47,490
TLD COMPUTERS	643,421
TOOLS FOR SCHOOLS, INC.	44,064
TORQUE BRANDING	51,844
TOWNSHIP OF LANGLEY-COLLECTIONS	1,292,665
TRINITY WESTERN UNIVERSITY	27,494
TRIVIUM CONTRACTING AND SHADE SAILS	38,913
TRUCK WEST COLLISION	49,480
TURNING POINT RESOLUTIONS	233,972
TW COMPUTING	50,611
TWIN SUMMIT HOLDINGS INC.	31,599
TYLER TECHNOLOGIES	47,766
U-LINE	131,713
UNIGLOBE SPECIALTY TRAVEL	34,960
UNITECH CONSTRUCTION MANAGEMENT LTD.	17,776,935
UNITED LIBRARY SERVICES INC.	55,875
UNIVERSAL COACH LINE LTD.	52,323
UNIVERSITY OF BRITISH COLUMBIA	34,740
UNIVERSITY OF THE FRASER VALLEY	29,910
UNIVERUS SOFTWARE CANADA INC.	69,259
VANCOUVER PUBLIC EDUCATION	173,513
VIKING FIRE PROTECTION INC	87,266
VIKING-ALEXANDER METAL PROD LT	27,491
WAL-MART	86,043
WALNUT GROVE CRUISE AND TRAVEL	52,990
WELCOME TO CANADA	38,386
WESCLEAN	94,513
WESCO DISTRIBUTION - CANADA INC.	78,435
WEST CENTRAL BUILDING SUPPLIES	82,257
WEST COAST MACHINERY	84,060
WEST SUN COMMUNICATIONS LTD	153,394
WESTERN CAMPUS RESOURCES	127,993
WESTERN WASHINGTON UNIVERSITY	120,892
WESTVIEW GLASS & ALUMINUM LTD.	108,125
WINTECH INC.	34,588
WORKSAFE BC	3,411,528
X10 NETWORKS	698,598
YELLOWRIDGE CONSTRUCTION LTD.	37,448
ZAJAC RANCH	51,193
Total - Suppliers with payments exceeding \$25,000	296,205,448
Total - Suppliers with payments of \$25,000 or less	14,337,606
Consolidated Total	\$ 310,543,054

Prepared as required by Financial Information Regulation, Schedule 1, section 7

SCHOOL DISTRICT NO. 35 (LANGLEY)
STATEMENT OF FINANCIAL INFORMATION
STATEMENT OF SEVERANCE AGREEMENTS
FOR THE YEAR ENDED JUNE 30, 2025

There were two severance agreements made between School District No. 35 (Langley) and its non-unionized employees during fiscal 2025.

The agreements represent 2 months' compensation.

Prepared as required by Financial Information Regulation, Schedule 1, subsection 6(7)

SCHOOL DISTRICT NO. 35 (LANGLEY)
STATEMENT OF FINANCIAL INFORMATION
SCHEDULE OF REMUNERATION AND EXPENSES
FOR THE YEAR ENDED JUNE 30, 2025

		Remuneration	Expenses
Elected Officials			
ASHDOWN, CANDICE D	TRUSTEE	\$ 35,668	\$ 4,414
DICKINSON, HOLLY	TRUSTEE	34,044	3,249
FOX, CHARLES W.	TRUSTEE	33,328	4,077
NEUFELD, JOEL	TRUSTEE	33,328	2,205
RAI, SARB	TRUSTEE	33,328	4,096
WARD, TONY	TRUSTEE	33,328	3,421
WILSON, MARNIE	TRUSTEE	33,786	2,321
		<u>236,812</u>	<u>23,782</u>
Detailed Employees Exceeding \$75,000			
ABAR, JAY	TRADES FOREMAN - CERTIFIED	91,474	4
ABBOT, SCOTT R	TEACHER	102,271	-
ABSHIRE, JOANNE	DIRECTOR OF COMMUNICATIONS	129,631	950
ADOLFSON, JANICE	TEACHER	109,649	79
AIKEMA, CAROLINE S	TEACHER	98,082	-
ALAM, NAIMA	TEACHER	79,312	209
ALATRASH, NATALIE	TEACHER	79,985	-
ALEXANDER, MARK R	TEACHER	91,810	-
ALEXANDER, SARAH	TEACHER	112,118	-
ALLEN, DEVON	TEACHER	111,193	831
ALLEN, LINDSEY	TEACHER	115,337	147
ALLEN, MICHELLE	PRINCIPAL	156,992	4,533
ALLINGHAM, DANIEL	TEACHER	105,760	-
ALSOP, LINDA	TEACHER	112,361	-
AN, JUNHA	TEACHER	86,039	-
ANASTASIOU, ALEXIA	TEACHER	94,680	270
ANDERSON, BRITTANY	TEACHER	107,108	-
ANDERSON, ERIN R	TEACHER	102,272	-
ANDERSON, KIMBERLEY	DIRECTOR-LEARNING SUPPORT SERVICES	183,657	11,751
ANDERSON, KYLE	TEACHER	106,141	-
ANDERSON, MARNIE	TEACHER	109,536	-
ANDERSON, TAYLOR	TEACHER	75,326	-
ANDRES, LOREN	TEACHER	94,037	50
ANDRONYK, TIMOTHY	MANAGER-TRNSPORT & GARAGE	104,598	943
ANTUNES, DEAN	TRADESPERSON (CERTIFIED)	82,427	53
ARAKAKI MIYASHIRO, ALBERTO	PRIVACY RISK CONTROLS ANALYST	82,209	940
ARANAS, SHAUNA	TEACHER	112,643	-
ARCADI, JESSICA A.	TEACHER	85,188	-
ARCHAMBAULT, LISA L	TEACHER	90,734	79
ARMSTRONG, ALISON	TEACHER	109,537	-
ARORA, PRATIMA	TEACHER	102,369	-
ARORA, TARANJIT	TEACHER	112,931	50
ARTHURS, JAMES	TEACHER	102,271	-
ASHBY, ROBERT J.	TEACHER	103,724	-
ASPINALL, CARMEN	TEACHER	80,155	-
ASTORIA, CHRISTOPHER	TEACHER	105,842	-
ATHERTON, SARAH	TEACHER	92,430	581
ATKINSON, DANIELLE A	TEACHER	102,313	-
AVERILL, SANDRA	TEACHER	113,663	781
AVEY, CHRISTINA M	TEACHER	102,309	-
BABAO, POLIRIO	TECHNICAL SUPPORT SPEC.LEVEL 3	92,448	1,791
BABOI, ANDREI	VICE PRINCIPAL	140,924	14
BADGLEY, SHEREEN E	TEACHER	102,197	52
BAGNALL, KRISTA L	TEACHER	102,239	-
BAHIA, SUNDEEP	TEACHER	109,502	100
BAILEY, COLIN	TEACHER	97,716	-

SCHOOL DISTRICT NO. 35 (LANGLEY)
STATEMENT OF FINANCIAL INFORMATION
SCHEDULE OF REMUNERATION AND EXPENSES
FOR THE YEAR ENDED JUNE 30, 2025

		Remuneration	Expenses
BAILEY, KRISTEN	TEACHER	111,204	378
BAIN, JESSICA	PRINCIPAL	152,810	7,556
BAINS, PALVINDER	TEACHER	111,716	-
BAINS, SUKHVINDER	TEACHER	105,263	-
BAIZLEY, JESSICA P.	TEACHER	79,469	125
BAJWA, JAGIR	TEACHER	112,041	-
BAKER, KELLY L	TEACHER	102,322	52
BAKER, LINDA M	TEACHER	102,135	-
BAKER, VIOLA	TEACHER	79,989	-
BAKO, ZOLTAN	PRINCIPAL	158,249	2,557
BAL, SUKHBIR (SUKY) K	TEACHER	89,625	75
BALZARINI, ERIC	TEACHER	116,007	44
BALZARINI, MARYANN E	TEACHER	102,205	52
BANJAC, SARA	VICE PRINCIPAL	140,611	79
BANNISTER, TROY	TEACHER	110,492	500
BARBERIS, CHRISTA	TEACHER	112,077	189
BARIRANI, EHSAN	TEACHER	102,354	-
BARIRANI, LAUREN	TEACHER	121,549	-
BARR, JESSICA	TEACHER	109,492	-
BARTEL, CARLA	TEACHER	109,412	100
BASRA, AVNEET K	TEACHER	79,678	-
BATTEN, MICHELIN	TEACHER	95,898	-
BATURIN, KAREY	TEACHER	111,700	-
BAXFIELD, ALEXANDRA M	TEACHER	103,219	2,742
BAZETT, SIMON	TEACHER	119,815	2,399
BEAMAN, KELLY	TEACHER	121,768	1,434
BEASLEY, AMBER L	TEACHER	87,296	52
BEATTY, CARLY	TEACHER	101,593	-
BEAUDRY, RICHARD F	TEACHER	89,524	-
BEAULIEU, RACHELLE	TEACHER	112,031	-
BEAUREGARD, NICKOLA A. L.	TEACHER	88,220	-
BECKER, BRENDA	TEACHER	111,439	987
BEERE, SUSAN E	TEACHER	101,291	-
BEGER, DARRYL	TRADESPERSON (CERTIFIED)	84,034	-
BEGIN, SANDRA	TEACHER	106,954	-
BEHBOUDI, KATHERINE	TEACHER	114,727	200
BELL, SHABBIR	TEACHER	107,014	-
BELL, TAMSIN A	TEACHER	86,100	-
BELLROSE, CAITLIN J	TEACHER	81,604	801
BENDO, SAMANTHA	TEACHER	110,337	-
BENJAMIN, LALCY	TEACHER	98,407	546
BENNETT, JULIA	TEACHER	112,183	82
BENNETT, MICHELLE	TEACHER	101,687	-
BENTLEY, MELISSA J	TEACHER	86,822	42
BERGMAN WOOD, DEBORAH	TEACHER	107,613	-
BERNDT, JOAN	TEACHER	111,816	-
BERNIER, STACEY	TEACHER	116,279	-
BERTOIA, CHRISTOPHER	TEACHER	105,190	30
BERTONI, LUISA	TEACHER	112,031	500
BESKAU, RACHEL D	TEACHER	85,465	424
BESTON, KIRSTIN L	TEACHER	87,236	125
BEUKERS, CATHERINE	VICE PRINCIPAL	124,329	42
BEUKERS, ROBERT	ASST DIRECTOR-FACI,MAINT,CAP	111,228	1,938
BHAMBI, MANDEEP	TEACHER	81,511	21
BHANDARI, KATIE	MGR-SCHOOL ACCT FINANCIAL CTRL	97,849	7,168
BHARADWAJ, NEHA	TEACHER	114,713	-

SCHOOL DISTRICT NO. 35 (LANGLEY)
STATEMENT OF FINANCIAL INFORMATION
SCHEDULE OF REMUNERATION AND EXPENSES
FOR THE YEAR ENDED JUNE 30, 2025

		Remuneration	Expenses
BHATHELLA, BHAVNA C	TEACHER	97,591	350
BICKELL, LISA M	TEACHER	78,162	-
BIDDLE, BRITTANY	TEACHER	79,109	-
BIDWELL, BERNARD P	TRADES FOREMAN - CERTIFIED	93,015	28
BIRK, RAPINDER	TEACHER	108,911	-
BIRKHIEM, DEVON	TEACHER	98,687	-
BISSON, SHANNON	ADMIN SYSTEMS TRAINER	94,333	3,364
BLACK, ALLISON	TEACHER	116,172	-
BLACKLOCK, SOMMER D.	TEACHER	93,614	-
BLAIR, ELIZABETH E	TEACHER	81,869	-
BLAKE, BRIGITTE	TEACHER	109,412	-
BLATZ, CARLY	TEACHER	112,772	-
BLEVINGS, CHRISTOPHER J	TEACHER	102,313	-
BLOCK, DEBBIE L	TEACHER	85,033	-
BLOUNT, AMBER	TEACHER	116,320	-
BOARD, TROY	LEADHAND TRADESPERSON CERTIFIED	88,037	-
BOEHM, MICHELLE	TEACHER	102,295	187
BOESEL, ALEXANDRA	TEACHER	112,833	-
BOGDANOW, SANDRA	TEACHER	86,884	3,102
BOLTON, JENNIFER	TEACHER	110,048	-
BONNAR, JONATHAN	VICE PRINCIPAL	161,520	233
BONNAR, TIMOTHY	PRINCIPAL	158,249	39
BONNEAU, SUZANNE	TEACHER	122,976	2,269
BOOMARS, ANDREA L	TEACHER	102,325	-
BOOMER, TRISTAN A	TEACHER	102,095	-
BORNOWSKY, ELLEN	TEACHER	112,729	-
BOSCHMAN, PATRICK	TEACHER	109,412	-
BOSWELL, STEPHANIE	TEACHER	109,502	-
BOTTIGLIERI, ROLAND	TEACHER	118,330	-
BOULTER, KEN	TEACHER	111,977	-
BOURGET, MARC	TEACHER	110,686	-
BOURNELIS, ALEXANDRA	TEACHER	112,136	270
BOUVIER, KATELYN MARIE	TEACHER	82,014	-
BOWERS, COOPER L.S.	TEACHER	102,354	79
BOWES, SEAN G	TRADESPERSON (CERTIFIED)	83,698	-
BOWICK, TESSA N	TEACHER	78,709	-
BOYCE, ANGELA	TEACHER	111,715	-
BOYSEN, ELSA M	TEACHER	88,343	-
BRADFORD, ALISON	TEACHER	90,020	-
BRADFORD, EDWARD	DEPUTY SUPERINTENDENT	260,349	13,417
BRADSHAW, LISA	TEACHER	98,811	3,128
BRAICH, VIRINDER	PRINCIPAL	158,249	3,960
BRANDOLINI, CHRISTOPHER	TEACHER	114,009	-
BRAR, INDER PREET K	TEACHER	78,573	-
BRASNETT, STEFANIE A	TEACHER	101,367	54
BRASSINGTON, ANDREA	TEACHER	112,632	757
BRATHWAITE, LINELLE	TEACHER	113,599	100
BRAUN, DAVID P	TRADESPERSON (CERTIFIED)	85,289	-
BREKER, ELIZABETH J	TEACHER	86,644	-
BRENIE, TAMARA	TEACHER	104,860	75
BRENNER, ROBIN JAMES	TEACHER	93,526	-
BRESETT, JAMES	TEACHER	114,425	-
BRIAND, STEVEN	TEACHER	95,928	1,892
BRICCO, ALISON B	TEACHER	75,815	-
BRINE, BARBARA	HR BUSINESS PROCESS ANALYST	88,519	105
BRISCOE, ANDREW	TEACHER	108,554	100

SCHOOL DISTRICT NO. 35 (LANGLEY)
STATEMENT OF FINANCIAL INFORMATION
SCHEDULE OF REMUNERATION AND EXPENSES
FOR THE YEAR ENDED JUNE 30, 2025

		Remuneration	Expenses
BRISCOE, MICHAEL	TEACHER	89,877	50
BROWN, CONNOR DM	TEACHER	90,059	-
BROWN, HIROKO ANDREA	TEACHER	104,626	206
BROWN, NICOLE A	TEACHER	78,180	100
BROWNE, ALEXANDRIA	TEACHER	77,690	-
BROWNRIDGE, KASANDRA G	TEACHER	87,417	-
BRUCE, JAMES B	TEACHER	93,143	177
BRUCE, NICHOLAS R	TEACHER	85,119	-
BRUCE, SARAH	TEACHER	78,827	-
BRUNSCH, MATTHEW	TEACHER	75,709	-
BUNTAIN, THEA	TEACHER	96,169	-
BURGESS, CARL J.F.	TEACHER	112,369	-
BURNHAM, LORRIE	PRINCIPAL	146,256	58
BURNS, CLAIRE	PRINCIPAL	154,089	129
BURROW, ALEXANDRIA L	TEACHER	77,985	-
BURRUS, NATALIE HEATHER	TEACHER	78,709	100
BURTMAN, KATHERINE	TEACHER	109,690	-
BUTTOLPH, TAMZIN	TEACHER	110,417	-
CAIRNIE, MARY-BETH	DISTRICT PRINCIPAL	162,995	9,306
CAIRNS, BRAD	MANAGER-MAINT/MECHANICAL	114,099	28
CALADO, JENNIFER	TEACHER	112,096	46
CALDERON, ROLAND	TEACHER	102,312	-
CALLA, ELZBIETA M	TEACHER	79,139	-
CALLARD, CHELSI	TEACHER	80,354	420
CAMERON, JENNIFER	TEACHER	117,334	461
CAMERON, NANCY	TEACHER	108,904	-
CAMPBELL, SAMUEL A	TEACHER	94,019	-
CAMPBELL-RUTHERFORD, KELLY	TEACHER	109,658	-
CANDIDO, ANA	TEACHER	112,031	100
CARICH, SONYA	TEACHER	80,281	-
CARLSON, CHANDRA L	TEACHER	102,389	81
CARLYLE, MICHAEL	PRINCIPAL	157,273	464
CARNRITE, OLIVIA	TEACHER	114,171	216
CARRANZA, JAASIEL	TEACHER	94,212	48
CARROLL, DARCY	TEACHER	121,152	-
CARTLIDGE, JAMES	TEACHER	121,658	602
CARTWRIGHT, PAULA	ACCOUNTS PAYABLE TECHNICIAN	76,212	15
CASHA, KATHERINE	TEACHER	116,334	575
CASQUILHO, KIMBERLEY	PRINCIPAL	148,632	947
CASTILLO, RUTH	EXECUTIVE ASSISTANT	75,587	132
CASTRO, JANELLE L	TEACHER	82,039	143
CASTRO, ROSANNA LEA	TEACHER	79,026	95
CAUSHI, ARBER	TECHNICAL SUPPORT SPEC.LEVEL 3	84,852	1,538
CAWDELL, KYLE	TEACHER	110,402	-
CERVANTES, MEL	MGR-FACILITIES,INFO SECURITY	113,603	-
CESARONE, LEAH	TEACHER	85,454	-
CHABARA, NICK	TEACHER	117,862	57
CHABOT, DANIELLE N	TEACHER	76,326	-
CHAHAL, JASLEEN	TEACHER	95,293	-
CHAMBERS, CHERYL	TEACHER	115,140	-
CHAN, AARON M.	TEACHER	88,235	319
CHAN, AMANDA	TEACHER	112,041	-
CHAN, DARREN	TEACHER	95,382	-
CHAN, SARAH A	TEACHER	77,483	-
CHAND, SURINDER	ASSISTANT SECRETARY-TREASURER	167,635	7,969
CHAPMAN, CHERYL A	TEACHER	83,942	-

SCHOOL DISTRICT NO. 35 (LANGLEY)
STATEMENT OF FINANCIAL INFORMATION
SCHEDULE OF REMUNERATION AND EXPENSES
FOR THE YEAR ENDED JUNE 30, 2025

		Remuneration	Expenses
CHARLES, MADISON	TEACHER	94,311	-
CHARLTON, MELANIE L	TEACHER	88,245	-
CHARLTON, NIKOLAUS	TEACHER	79,341	-
CHATURVEDI, ASHU	TEACHER	80,456	-
CHAU, EMILY	TEACHER	101,193	-
CHEEMA, KULJEEVAN	TEACHER	80,826	-
CHEN, YUN HSIEN TIFFANY	TEACHER	99,446	2,013
CHEON, SOOHYUN	TEACHER	75,658	175
CHHINA, PARAMVIR KAUR	TEACHER	115,186	-
CHI, DIANE S	TEACHER	76,372	-
CHIBA, CONNOR J	TEACHER	80,672	169
CHIDLEY, JOSEPH C	TEACHER	76,585	-
CHIEU, TY	TEACHER	112,133	73
CHIIJIWA, AKIKO	TEACHER	109,457	50
CHILA, SARAH S	TEACHER	82,680	-
CHIN, RONALD GREG	TEACHER	112,383	-
CHIN, WENDY	TEACHER	109,386	-
CHISHOLM, COURTNEY	TEACHER	81,094	-
CHISHOLM, JACOB T.S.	TEACHER	87,398	-
CHO, SHIRLEY	TEACHER	111,659	100
CHOBOTER, FREYA A	TEACHER	92,718	567
CHOI, CYRUS	TRADES CERTIFIED - ELECTRICIAN	85,358	643
CHOI, JEONG JU	TEACHER	88,084	150
CHRISTMAS, SILKE	TEACHER	92,023	-
CLAIRE, MANJIT K	TEACHER	87,648	-
CLAPTON, CARLA	PRINCIPAL	158,249	6,189
CLARK, LYNDSEY	TEACHER	105,332	-
CLARK, SAM T	TRADESPERSON (CERTIFIED)	84,386	-
CLARK, SARA ANN	TEACHER	96,019	79
CLARKE, THERESA L	TEACHER	88,148	-
CLARKE, VICTORIA	TEACHER	85,309	-
CLINE, KIMBERLY	PRINCIPAL	149,774	38
CLIPSHAM, BYRON	LEADHAND TRADESPERSON CERTIFIED	87,961	17
COADY, ARLANA J	TEACHER	102,384	-
COESEL, KAREN H	TEACHER	91,393	35
COGHILL, STEPHANIE A	TEACHER	98,715	50
COGORNIO, ROSSANA	TEACHER	111,695	-
COLBOURNE, EMILIE	TEACHER	112,032	-
COLEMAN, BRIAN	TEACHER	122,261	1,272
COLLIE, RICHARD	TRADESPERSON (CERTIFIED)	87,262	-
COLORADO, JOSE G (BILL)	TEACHER	112,170	36
COMRIE, MARK	TEACHER	115,986	210
CONNOLLY, KARM	TEACHER	79,821	280
CONTI, AINSLIE	TEACHER	119,354	2,351
COOPER, JENNIFER M	TEACHER	86,203	140
COOPER, KAREN	TEACHER	112,839	192
COOPER, ROSE-MARIE Y	TEACHER	88,015	-
CORDUA-VON SPECHT, KARIN E	TEACHER	80,556	100
CORNELSEN, JENNIFER	TEACHER	115,281	-
CORRIGAN, AIMEE	TEACHER	120,080	366
CORSAN, ALYSE	TEACHER	108,213	-
COSTELLO, LAUREL	VICE PRINCIPAL	134,716	100
COSTOPOULOS, CONSTANTINA	VICE PRINCIPAL	138,824	2,557
COSTOPOULOS, GEORGE	TEACHER	139,840	-
COSTOPOULOS, KYRIAKOS	TEACHER	113,577	-
COTTRELL, ANGELA F	TEACHER	96,194	-

SCHOOL DISTRICT NO. 35 (LANGLEY)
STATEMENT OF FINANCIAL INFORMATION
SCHEDULE OF REMUNERATION AND EXPENSES
FOR THE YEAR ENDED JUNE 30, 2025

		Remuneration	Expenses
COULAS, MARLA	TEACHER	105,191	319
COULTER, BRITTANY	TEACHER	94,663	-
COULTER, CHELSEA A.	TEACHER	81,022	255
COULTER, DYLAN W	TEACHER	80,514	-
COULTER, MEGHAN A	TEACHER	103,030	-
COULTER, STEPHANIE	TEACHER	110,413	-
COURCHENE, CHERYL	TEACHER	102,692	-
COURTNEY, DIANE	TEACHER	116,119	30
COWAN, KIRSTEEN	TEACHER	109,400	-
COWIE, BRENDA L	TEACHER	84,731	-
COWLING, ANGELA	TEACHER	113,350	-
CRIPPS, NICOLE J	TEACHER	84,921	-
CROCKETT, KELSEY D	TEACHER	79,243	-
CROFT, JANIS L K	TEACHER	102,581	-
CROWLEY, STUART	TEACHER	112,336	70
CRUICKSHANK, ANTHONY	TEACHER	112,729	-
CRUICKSHANK, KATIE MAY	TEACHER	93,243	-
CUMMING, BLAIR A	TEACHER	83,026	577
CURL, LINDSAY A.B.	TEACHER	94,905	-
CURSON, PETER F	TEACHER	83,974	-
CURTIS, PAUL D	TEACHER	81,286	-
CUSMANO, GREGORY	TEACHER	102,314	-
DAHL, PATRICIA J	TEACHER	94,584	-
DAHL, ZACHERY J	TEACHER	91,050	-
DALGLEISH, MELANIE	TEACHER	93,539	79
DAMAVANDI, DEE	TEACHER	118,772	-
DARY, STACEY	TEACHER	115,084	264
DASANJH, JASON	TEACHER	101,573	140
DATEMA, BONITA	TEACHER	109,492	-
DAVENPORT, ELISE	VICE PRINCIPAL	131,388	10
DAVIDSON, ANGELA	TEACHER	112,077	75
DAVIDSON, CHANTELE L	TEACHER	82,106	-
DAVIDSON, DEBRA	TEACHER	109,608	-
DAVIDSON, PAUL	TEACHER	109,567	-
DAVIES, MILANN	TEACHER	114,369	-
DAVIES, MONICA	TEACHER	86,121	1,075
DAVIS, STEPHEN W	TEACHER	93,846	75
DAVISON, JESSICA D	TEACHER	82,975	-
DE GIUSTI, NICOLE	TEACHER	110,630	-
DE, ANANYA	TEACHER	84,247	-
DEBAD, K SIOBHAN	TEACHER	98,392	-
DEDO, DAGO FLORENT	TEACHER	112,612	165
DELAMORANDIERE, REBEKA K	TEACHER	102,279	110
DELAURENTIS, DEANNA	TEACHER	82,346	-
DEMEER, MACKENZIE J	TEACHER	93,242	-
DEMOSKOFF, LEE-ANNE A	TEACHER	86,298	-
DENNETT, F BARBARA	TEACHER	97,935	-
DENNIS, CHRISTOPHER G	TEACHER	102,235	-
DENNIS, MICHAEL V	TEACHER	103,015	-
DEOL, PARMJIT	TEACHER	112,200	-
DESLANDES, KIAN C	TEACHER	102,151	100
DETROY, WHITNEY	TEACHER	89,122	50
DEVIDO, TANYA	TEACHER	111,996	-
DEVRIENDT, AMBER	TEACHER	113,971	-
DEVRIES, CYNTHIA	TEACHER	83,813	50
DEVRIES, DYLAN K	TEACHER	80,831	1,560

SCHOOL DISTRICT NO. 35 (LANGLEY)
STATEMENT OF FINANCIAL INFORMATION
SCHEDULE OF REMUNERATION AND EXPENSES
FOR THE YEAR ENDED JUNE 30, 2025

		Remuneration	Expenses
DEVRIES, HILLARY	TEACHER	110,996	-
DEVRIES, KAITLYN A	TEACHER	96,228	99
DEWIT, MELANIE	TEACHER	110,538	79
DHALIWAL, ARVINDER	MANAGER-PURCHASING & LOGISTICS	122,749	1,559
DHALIWAL, HARPAL	TEACHER	112,356	-
DHALIWAL, JASDEEP K	TEACHER	75,500	-
DHANO, BALROOP K	TEACHER	101,529	-
DHANOYA, RAJDEEP KAUR	TEACHER	84,298	-
DHILLON, RUPINDER	TEACHER	111,006	-
DHIMAN, ANURITA	TEACHER	113,466	202
DI PASQUALE, DAVID A	TEACHER	100,282	-
DI SABATINO, SHAIANA	TEACHER	76,745	21
DIAZ CASAS, MILTON URIEL	TECHNICAL SUPP SPEC. LEVEL 1	76,148	3,141
DICKSON, JEFFREY	TEACHER	112,031	-
DIPRIMO, AKSENIA V	TEACHER	77,179	-
DISSING, MARK	TRADESPERSON (CERTIFIED)	80,366	-
DITSON, KRYSTINA N	TEACHER	90,247	140
DIX, DARYL	TEACHER	121,824	52
DO, RACHEL	TEACHER	80,399	-
DOCHERTY, SUSAN	TEACHER	116,950	-
DOHERTY, BRIANA	TEACHER	86,380	-
DOLINSKI, LISA	TEACHER	111,950	-
DONALDSON, ALYSSA	TEACHER	111,886	-
DONNELLY, ALISON	TEACHER	90,075	-
DONNELLY, FIONA E	TEACHER	80,619	-
DONNELLY, PAUL	TRADES CERTIFIED - ELECTRICIAN	82,461	-
DORLAND, RONALD	PRINCIPAL	149,774	15
DOSANJH, KATRINA S	TEACHER	90,594	169
DOTTO, EMMA	TEACHER	75,379	-
DOWEDOFF, MEAGAN	TEACHER	109,668	-
DUCKHORN, KOREEN RW	TEACHER	86,619	100
DUDLEY, MELODY J	TEACHER	102,271	-
DUECK, BAILEY A.	TEACHER	78,572	-
DUECK, JONATHAN H	TEACHER	77,275	-
DUECK-PRICE, ANAKATE	TEACHER	96,050	2,610
DUFORT, SYLVIE	TEACHER	136,900	21,449 *
DUGDALE, MONICA M	TEACHER	87,978	79
DUKE, MEGAN	MANAGER-HEALTH & SAFETY	114,103	2,201
DULIBA, KEVIN	TEACHER	111,956	-
DUMAIS, JENNIFER LYNNE	TEACHER	116,130	1,637
DUMOND, MACKENZIE L	TEACHER	102,797	-
DUNBAR, RYAN J	TEACHER	87,324	-
DUNCAN, KIMBERLY	TEACHER	106,569	-
DUONG, LEE T	TEACHER	89,409	-
DURNIN, ANA (RICA)	TEACHER	118,570	427
DURNIN, CASEY	TEACHER	142,968	188
DYCK, ASHLEY S	TEACHER	79,905	400
DYKMAN, CONRAD P	TEACHER	100,142	-
EBY, STEPHANIE	COMMUNITY SCHOOL COORDINATOR	94,101	436
EDDY, CARLY	TEACHER	87,585	-
EDGE, JASON	TEACHER	105,600	747
EDWARDS, SHERYL	TEACHER	116,349	-
EGMORE, AMBER	TEACHER	77,444	21
EKKERT, ANTHONY	TEACHER	75,168	-
EKMAN, STEPHANIE LYNN	TEACHER	93,751	140
ELEMENT, DANA	TEACHER	112,448	173

SCHOOL DISTRICT NO. 35 (LANGLEY)
STATEMENT OF FINANCIAL INFORMATION
SCHEDULE OF REMUNERATION AND EXPENSES
FOR THE YEAR ENDED JUNE 30, 2025

		Remuneration	Expenses
ELIADES, IONA M	TEACHER	113,048	-
ELLIS, LEE A	TEACHER	91,028	57
ELLIS, LISA	PRINCIPAL	162,043	3,987
ELSON, ALYSSA	TEACHER	85,134	224
EMAMI, SARA	TEACHER	77,629	181
ENGLISH, GRACE K	TEACHER	77,470	1,191
ENGLISH, SARAH I	TEACHER	87,732	113
ENNS, HEATHER	TEACHER	112,728	-
ENNS, MADDALINE K	TEACHER	80,657	-
ENS, ALICIA	TEACHER	87,304	143
EPTING, TANYA	TEACHER	109,537	-
ERICKSON, NICOLE	TEACHER	114,708	-
ERKAU, MELISSA M	TEACHER	87,473	-
ERKER, NATHAN	PRINCIPAL	158,249	19
ESPIN, JENNIFER	VICE PRINCIPAL	131,388	-
ESPITIA, TARA-LYNN A	TEACHER	84,180	50
ESPLEN, GRAHAM	TEACHER	112,030	-
ESPLEN, LEAH R	TEACHER	98,281	273
EVANS, KELLY-LYN	TEACHER	116,152	-
EVANS, LACIE M	TEACHER	104,891	21
EVANS, NELIA	VICE PRINCIPAL	131,388	86
EVERSON, KATHLEEN	TEACHER	106,349	-
EVERSON, TAMARA L	TEACHER	93,872	-
EVOY, RANDI L	TEACHER	90,048	-
EXUME, TANGUY	TEACHER	102,596	-
EYRE, SHERI	TEACHER	103,079	1,163
FABER, LINDSAY M	TEACHER	90,470	-
FAIRLEY, LYNN	PRINCIPAL	160,487	3,221
FAST, CARRIE	TEACHER	112,606	585
FAST, CYNTHIA	TEACHER	112,077	54
FAST, JONATHAN	TEACHER	115,171	300
FAUBERT, ALICIA N	TEACHER	90,549	-
FAUTEUX, TAYLOR R	TEACHER	86,673	-
FAVARO, PAUL R	TEACHER	102,322	-
FAVELA, JOAO	TEACHER	101,264	-
FAVERO, ERIN	VICE PRINCIPAL	138,434	200
FEATHERSTONE, KYLE	TEACHER	149,725	-
FEENSTRA, HEIDI	TEACHER	102,597	1,456
FEITSMA, LAURA-JAYNE	TEACHER	83,427	-
FENATO, DEBORAH	TEACHER	119,944	92
FENECH, TANYA N	TEACHER	79,708	-
FENNERTY, KATRYNA	TEACHER	78,850	-
FENRICH, JEFFREY P	TEACHER	88,950	-
FERGUSON, DANA	TEACHER	109,659	803
FERNANDES, JENNIFER	TEACHER	115,690	1,476
FIDDLER, REBECCA D	TEACHER	88,860	-
FINDLAY, WADE A	TEACHER	79,848	54
FISSET, JAMIE	TEACHER	110,954	-
FISHER, DARI	TEACHER	122,550	-
FLANNERY, CARMEN A	TEACHER	103,096	15
FLEMING, AARON	TEACHER	134,091	-
FLINK, ISAAC J	TEACHER	92,180	17,844
FLINK, RACHEL N	TEACHER	86,844	1,459
FLORKO, ERIN	VICE PRINCIPAL	142,151	4,866
FLORO, ANNA T	TEACHER	83,912	-
FLOWERS, CELESTE JN	TEACHER	77,166	-

SCHOOL DISTRICT NO. 35 (LANGLEY)
STATEMENT OF FINANCIAL INFORMATION
SCHEDULE OF REMUNERATION AND EXPENSES
FOR THE YEAR ENDED JUNE 30, 2025

		Remuneration	Expenses
FOERSTER, DARRYL B	TEACHER	81,309	220
FOLLETT, MARK	TEACHER	116,139	512
FONSECA, KARIS	TEACHER	111,819	100
FONTAINE, HEATHER	TEACHER	114,457	215
FORBES, VICTORIA	TEACHER	110,629	100
FORD, AMANDA S	TEACHER	97,981	75
FORD, KELLI J	TEACHER	88,600	21
FORD, SHEILA C	TEACHER	87,104	-
FORREST, DEANNA M	TEACHER	97,302	-
FOULDS-YABLONSKI, TANNIS	TEACHER	110,372	-
FOWLIS, SARAH	TEACHER	106,713	-
FOXCROFT, TODD	TEACHER	112,455	-
FRANCIS, SHERRINE	TEACHER	119,221	111
FRANK, HARRY	TEACHER	103,737	50
FRASER, JOSHUA J	TEACHER	84,274	-
FRASER, LARRY	TEACHER	115,385	3,235
FRAYNE, RENEE	TEACHER	109,599	-
FRENCH, CARL	TEACHER	88,481	-
FRENCH, J ROBERT	TEACHER	114,372	15
FRESCO, JEFFREY	TECHNICAL SUPP SPEC. LEVEL 2	81,825	2,396
FRIEND-OSBORNE, DAYNA E	TEACHER	92,902	140
FRIESEN, ALYSSA M	TEACHER	80,101	37
FRIESEN, CHRISTIE	TEACHER	114,063	-
FRIESEN, DOROTHY J	TEACHER	89,928	-
FROST, PAULA	TEACHER	89,074	-
FURSE, RUSSELL	TEACHER	112,508	-
GABRIEL, FERN	TEACHER	90,174	670
GAGE, CHRISTY-LYNNE M	TEACHER	77,584	-
GAMMEL, KIMBERLEY	TEACHER	112,073	150
GANCHAR, NISHA S.	TEACHER	89,679	-
GANDOUIN, ARDEN	TEACHER	89,542	-
GANNON-SNOW, REBECCA D	TEACHER	82,437	-
GARBERT, BAYLIE	TEACHER	82,547	-
GARD, LYNN	TEACHER	109,620	-
GARDINER, SHELLY	TEACHER	110,327	-
GARLAND, DAVID P	TEACHER	102,354	-
GARVEY, KEVIN D	TEACHER	94,713	60
GATERELL, SCOTT	TEACHER	109,946	-
GAUDREAU, MARTHA	TEACHER	112,031	100
GAUMONT, ANDY J	TEACHER	88,988	-
GAUTHIER, JENNIFER	TEACHER	113,631	109
GEDAK, CHELSEY	TEACHER	107,084	-
GEDDERT, LOWELL J	TEACHER	102,354	-
GEERLOF, SIERRA B	TEACHER	84,581	79
GEISINGER, ERIN	DIRECTOR HUMAN RESOURCES	176,177	6,020
GENEREUX, JESSE L	TRADESPERSON (CERTIFIED)	75,851	-
GENG, MARGARET C	TEACHER	89,643	100
GENNAI, LYDIA C	TEACHER	87,540	-
GERASYMOV, OLEKSANDR	TRADESPERSON (CERTIFIED)	84,059	526
GERBRANDT, STEPHEN W	TEACHER	102,889	-
GERVAIS, ALLAN	TRADES CERTIFIED - ELECTRICIAN	88,152	-
GESSAROLI, JANET D	TEACHER	104,953	293
GHOBRAL, MAGDY D	DISTRICT PRINCIPAL	75,754	-
GILL, HARJIWAN	TEACHER	89,249	-
GILL, JANE	TEACHER	109,537	-
GILL, MAL	SUPERINTENDENT OF SCHOOLS	317,385	13,966

SCHOOL DISTRICT NO. 35 (LANGLEY)
STATEMENT OF FINANCIAL INFORMATION
SCHEDULE OF REMUNERATION AND EXPENSES
FOR THE YEAR ENDED JUNE 30, 2025

		Remuneration	Expenses
GILL, NEHA	TEACHER	90,116	79
GILL, SANDEEP	VICE PRINCIPAL	127,658	117
GILL, SANDIP	TEACHER	96,862	100
GILL, STEVE	MGR-CAPITAL & FINANCIAL PLNG	115,293	2,065
GILL, SUKHDEEP	TEACHER	86,997	-
GILL, SUKHJIT	EXECUTIVE ASSISTANT	76,950	28
GILLIES, GRANT	TEACHER	95,658	-
GILLION, JAMES	TEACHER	102,312	-
GILLIS, TRACEY	TEACHER	90,126	-
GIOVANI, PHILLIS	PRINCIPAL	79,333	-
GISMONDI, CRISTINA	TEACHER	110,898	53
GLASSCO, JERICA	TEACHER	106,766	-
GODARD, JEFFREY M	TEACHER	94,137	-
GODFREY, RACHEL	TEACHER	86,105	2,764
GOETZKE, HELGA	TEACHER	112,032	-
GOETZKE, VANESSA	TEACHER	117,130	474
GOLSACK, MICHAEL	TEACHER	100,811	-
GOLDSMITH, EMILY	TEACHER	90,664	-
GOLLNER, LIDIJA	TEACHER	112,078	-
GOLLUB, AARON	VICE PRINCIPAL	162,981	45
GOODMAN, KELLY	SUPERVISOR-FACILITIES SERVICES	95,055	1,626
GORE, MICHELE	TEACHER	109,412	-
GORSETH, NICOLA	VICE PRINCIPAL	140,541	83
GOSAL, SHARON	MANAGER-ACCOUNTING & REPORTING	115,314	2,566
GOSTELOW, CAITLIN	TEACHER	82,876	-
GOULET, DAVID J	TEACHER	104,596	-
GOULET, LORNA	DISTRICT VICE PRINCIPAL	146,420	80,115 *
GRABER, JADE	TEACHER	111,562	-
GRACIE, CATHERINE	DISTRICT PRINCIPAL	163,637	6,311
GRAHAM, ANJA L	TEACHER	75,119	-
GRAHAM, ELIZABETH	TEACHER	113,552	-
GRANT, SHERIDAN	TEACHER	109,386	-
GRAY, KEITH R	TEACHER	94,059	-
GRAY, LARA	VICE PRINCIPAL	131,390	11
GREEN, RYAN A.	TEACHER	103,461	-
GREENLAND, ROBERT	TEACHER	78,951	-
GREGORY, SANDRA CLAIRE	TEACHER	119,441	1,643
GREWAL, RITA	TEACHER	99,784	100
GRIESBECK, ROBERT	TEACHER	114,063	-
GRIFFITHS, LISA	TEACHER	91,242	-
GRIGG, JYNELLE R	TEACHER	90,993	-
GRILL, GRAHAM DAVID	TEACHER	82,761	-
GROSE, MATTHEW	TEACHER	78,082	50
GRUNEWALDT, MEGGAN	TEACHER	108,425	100
GUILD, AMARIE K.	TEACHER	102,693	230
GUNDY, ANDREW	TEACHER	92,948	-
GUNNING, LESLEY	TEACHER	109,718	-
GUO, JIAQI	TEACHER	80,342	79
GUPTA, GUNITA	TEACHER	85,620	-
GUTHRIE, MINDY	VICE PRINCIPAL	135,106	4,253
GUY, CAROLE	TEACHER	111,923	50
HABASH, NOWAR	TEACHER	80,304	-
HABER, KIM	TEACHER	117,730	2,972
HACKER, JEFFREY	TEACHER	110,476	100
HAID, TOBIAS	IT SUPERVISOR-INFRASTRUC	101,217	1,326
HAIDISH, ASHLEY	TEACHER	78,601	964

SCHOOL DISTRICT NO. 35 (LANGLEY)
STATEMENT OF FINANCIAL INFORMATION
SCHEDULE OF REMUNERATION AND EXPENSES
FOR THE YEAR ENDED JUNE 30, 2025

		Remuneration	Expenses
HAINES, M SHERRY	TEACHER	111,950	79
HAIJECKI, MONIKA	TEACHER	82,064	-
HALL, COLLEEN D	TEACHER	83,632	-
HALL, KARI	TEACHER	112,763	168
HALL, SHERRY	VICE PRINCIPAL	134,716	157
HALLEN, JASPAL K	TEACHER	81,499	-
HALUK, LAURA R	TEACHER	103,645	140
HAMELIN, LISA	TEACHER	106,734	81
HAMILTON, GORDON	TEACHER	106,664	1,329
HAMMER, BRIAN	TEACHER	77,764	-
HAMMOND, ALLISON	TEACHER	109,578	420
HAMPTON, RUSSELL W	TEACHER	97,029	52
HAN, INHAE	TEACHER	78,143	-
HAN, JIA	TEACHER	116,987	-
HANCOCK, RYAN D	TRADES CERTIFIED - ELECTRICIAN	84,445	-
HANEY, ALESSIA	TEACHER	115,366	-
HANEY, GABRIEL A	TEACHER	87,783	202
HANLON, GERALD	TEACHER	113,289	378
HANSEN, JENNIFER	TEACHER	94,650	-
HANSEN, LISA	TEACHER	110,004	-
HANTKE, ALLISON E	TEACHER	82,556	270
HANTKE, JOHN	PRINCIPAL	162,259	5,987
HARBACK, ANDREW A	TEACHER	87,381	-
HARDER, ASHLEY MARIE	TEACHER	108,756	-
HARDING, MONICA A	TEACHER	87,608	-
HARDY, KIM M	TEACHER	90,673	-
HARMS, JENESSA A.A.	TEACHER	86,527	-
HAROLD, EMILY A.G.	TEACHER	79,140	-
HARRADINE, MEGAN	TEACHER	129,393	-
HARRIS, JONATHAN STEPHEN	PRINCIPAL	158,249	3,038
HARRIS, RYAN P	TEACHER	102,281	-
HARRISON, KAYLA R	TEACHER	84,700	100
HARSEMA, TAWNIA	TEACHER	112,078	-
HARVALIAS, ALEXANDER	TEACHER	82,299	194
HARVIE, COLLEEN	PRINCIPAL	158,249	333
HASTINGS, SAMANTHA	TEACHER	112,728	-
HAUGLAND, PAMELA	TEACHER	113,783	75
HAWLEY, KATHLEEN H	TEACHER	84,495	42
HAYER, IHA	DISTRICT VICE PRINCIPAL	150,241	6,880
HAYES, KARLI L	TEACHER	76,948	-
HAYES, ROBERT	TEACHER	120,252	336
HEARD, BENJAMIN	TEACHER	102,313	220
HEASLEY, JENNA K	TEACHER	76,680	-
HEATH, SEAN	TEACHER	90,398	-
HEER, KIRANJOTH	TEACHER	81,807	201
HEER, MANINDER K	TEACHER	78,516	-
HEGQUIST, CHRISTOPHER A	TEACHER	76,768	-
HENDERSON, SHARON	TEACHER	119,426	-
HENDRICKS, CHAD	TEACHER	111,567	28
HENDY, BRAD	HOMESTAY MANAGER	92,401	2,843
HENNINGHAM, ANN M	TEACHER	80,068	-
HENRY, KIMBERLY ANNE	TEACHER	80,111	-
HENSON, KRISTY	TEACHER	112,181	-
HERBERT, CYNTHIA MARIE	DISPATCHER	80,653	-
HERDMAN, RICHARD	TEACHER	104,379	-
HERNBERG, STACEY	TEACHER	116,934	75

SCHOOL DISTRICT NO. 35 (LANGLEY)
STATEMENT OF FINANCIAL INFORMATION
SCHEDULE OF REMUNERATION AND EXPENSES
FOR THE YEAR ENDED JUNE 30, 2025

		Remuneration	Expenses
HESKETH, NAOMI R	TEACHER	86,562	-
HEUVING, RICHARD	TEACHER	102,076	-
HIBBS, KELSEY J	TEACHER	83,449	150
HICKS, ELIZABETH G	TEACHER	81,967	-
HILDER, DAVID R.	TEACHER	92,278	-
HILL, JESSE	TEACHER	114,415	70
HILLE, AMANDA	TEACHER	88,111	420
HILLIER, CHERYL	TEACHER	113,722	50
HIND, KRISTEN	TEACHER	111,994	366
HOELZLEY, SARAH K	TEACHER	79,801	-
HOETMER, MADISON	TEACHER	75,277	140
HOFBAUER, CARL	TEACHER	110,865	125
HOHM, DYLAN A	TEACHER	87,171	-
HOLLAND, NANCY	TEACHER	109,412	-
HOLMES, AMBER	TEACHER	117,751	2,329
HOLST, ELIZABETH	TEACHER	109,508	165
HOLT, TAYLAN D.R	TRADESPERSON (CERTIFIED)	85,481	-
HOLTERHOFF, AXEL	PROJECT COORDINATOR	87,319	28
HOMFELD, CHRISTINE	TEACHER	82,317	-
HOOD, GEORGIA	TEACHER	92,042	-
HOOGWOUD, MATTHEW D	TEACHER	84,236	-
HOONJAN, KAVITA	TEACHER	112,077	-
HORITA, JO-ANNA	PROJ MGR BUS APPL SOLUTIONS	94,615	1,537
HORITA, TIMOTHY	TEACHER	89,391	-
HORROCKS, BRYN M	TEACHER	103,377	-
HOUGHTON, MELISSA	TEACHER	88,587	100
HOUSLEY, NICOLE	TEACHER	111,789	-
HOWARD, ELIZABETH ANN	TEACHER	81,807	79
HOWARD, JAMES	TEACHER	111,153	-
HOWARD, JENNIFER N	TEACHER	103,337	-
HOWAT, JOSHUA	TRADESPERSON (CERTIFIED)	84,299	-
HOWIESON, KARYN	TEACHER	112,515	-
HOWLETT, JORDAN	VICE PRINCIPAL	145,867	240
HSIAO, YA-LING	TEACHER	85,880	-
HU, WEN-YUN (ALICE)	TEACHER	98,206	-
HUANG, BILLY YUNG-CHIA	TEACHER	109,548	-
HUANG, EMILY M	TEACHER	89,553	-
HUBER, JENNIFER	PRINCIPAL	148,626	164
HUGHES, CATHY L	TEACHER	95,182	-
HUGHES, RYAN	TEACHER	112,077	100
HUMENY, LANDYN L	TEACHER	92,733	-
HUMPHREY, LINDA	TEACHER	115,700	-
HUNTER, CARL	TEACHER	119,112	313
HUNTER, NAOMI	TEACHER	109,537	-
HURRY, RAELENE	TEACHER	83,432	75
HUSIEFF, KRISTEN	TEACHER	112,539	-
HUSSAIN, AKHTAR	TEACHER	75,865	-
HUSTON, LEANNE	TEACHER	90,128	-
HWANG, YOON JUNG	TEACHER	80,155	80
HYDE, JESSICA E	TEACHER	79,376	-
IBBOTT, JENNIFER	TEACHER	109,537	-
IRONMONGER, CLINT W.	TEACHER	91,347	-
ISELI, BRIAN	SECRETARY TREASURER	261,433	16,374
JACKSON, BRIAN HR	TEACHER	91,679	139
JACKSON, JANINE	TEACHER	104,180	-
JACKSON, JENNIFER	TEACHER	109,211	79

SCHOOL DISTRICT NO. 35 (LANGLEY)
STATEMENT OF FINANCIAL INFORMATION
SCHEDULE OF REMUNERATION AND EXPENSES
FOR THE YEAR ENDED JUNE 30, 2025

		Remuneration	Expenses
JACKSON, KURT	TEACHER	115,888	-
JACKSON, R CLINT	DISTRIC PRINCIPAL	166,605	1,411
JAGGI, VANESSA	PRINCIPAL	158,249	1,147
JAHENY, TEAL	TEACHER	110,199	-
JAMIESON, COLIN D	TEACHER	79,791	-
JAMIESON, KATIE	TEACHER	86,506	125
JAMMU, AMINDER K	TEACHER	93,508	37
JANZEN, CHRISTOPHER	TEACHER	115,498	339
JANZEN, GOLDA	PRINCIPAL	153,568	118
JANZEN, RICHARD	TEACHER	112,006	-
JARMAN, DANIELLE	TEACHER	102,313	-
JARVIS, DEBORAH JOY	TEACHER	105,860	144
JASSMANN-HARRIS, CASSANDRA	TEACHER	98,963	-
JASWAL, ROMANPREET K	TEACHER	93,665	-
JASWAL, VANESSA M	TEACHER	81,810	100
JEBERG, KEN	TEACHER	102,272	175
JEFFERSON, KELSEY	TEACHER	117,078	71
JENNEJOHN, STACI	TEACHER	109,537	-
JENNENS, GREGORY	TEACHER	106,427	566
JHAJ, GURPREET	TEACHER	122,449	4,498
JOHNSON, CAROLYN	TEACHER	109,492	-
JOHNSON, JAMES	TEACHER	125,713	-
JOHNSON, LEIGHTON A	TEACHER	85,064	-
JOHNSON, MICHELLE	TEACHER	109,673	-
JOHNSON, NICOLE	TEACHER	105,739	-
JOHNSON, RACHEL	TEACHER	111,505	223
JOHNSON, TRACY	TEACHER	115,575	706
JOHNSTON, SAMANTHA	TEACHER	110,318	75
JOHNSTON, WENDY C	TEACHER	82,136	140
JOHNSTONE, D'ANTOINE SB	TEACHER	111,618	312
JOHNSTONE, EMILY	TEACHER	102,595	-
JOHNSTON-HARDER, MELINDA L	TEACHER	99,715	-
JONASSON, LAURA	TEACHER	111,219	-
JONES, DEBBIE	HR OFFICER	86,456	-
JONES, IAN	TEACHER	120,970	-
JONES, LINDSAY D	TEACHER	87,517	-
JOO, ALAN G	PRINCIPAL	158,249	488
JOO, ANGELA J	TEACHER	88,328	-
JORDAN, GERALDINE J	TEACHER	84,183	-
JORUNDSON, DARRELL	TRADESPERSON (CERTIFIED)	79,203	28
JOSEPHSON, COLIN	TEACHER	112,123	300
JOSHI, MUKESH	TEACHER	78,222	-
JUNG, DONGSAN	TEACHER	85,087	-
JUTEAU, SEAN	VICE PRINCIPAL	145,867	4,381
JUZKOW, SANDRA L	TEACHER	103,052	-
KALAN-GILL, AMNEET	TEACHER	91,708	-
KALER, NISHA	TEACHER	92,425	81
KALO, VERONICA	TEACHER	102,071	-
KAMEKA, TWYLA T	TEACHER	80,840	-
KANG, JIYOON	TEACHER	78,348	-
KANG, SET BYUL	TEACHER	78,038	-
KANG, SUYUN	TEACHER	94,227	-
KAPILA, TAMANNA	TEACHER	99,245	-
KARDOS, SANDOR	TEACHER	124,498	-
KASIAN, AUSTIN M	TEACHER	82,635	-
KAULDHER, INDERJEET	TEACHER	116,183	-

SCHOOL DISTRICT NO. 35 (LANGLEY)
STATEMENT OF FINANCIAL INFORMATION
SCHEDULE OF REMUNERATION AND EXPENSES
FOR THE YEAR ENDED JUNE 30, 2025

		Remuneration	Expenses
KAUR, BALIT	TEACHER	95,774	-
KAUR, DEVINDER	TEACHER	80,687	150
KAUR, HARINDER	TEACHER	99,617	-
KAUR, RAJDEEP	TEACHER	88,289	141
KAYE, KRISTAN	TEACHER	110,481	79
KAZAKOFF, JEAN C	TEACHER	102,322	-
KEAR, ALICIA E	TEACHER	91,896	405
KEAY, TASHA	TEACHER	102,711	-
KEEN, JEFFREY	VICE PRINCIPAL	146,256	2,010
KELLER, CARMEN	TEACHER	102,147	77
KELLER, JEFFREY	MGR - HR & LABOUR RELATIONS	86,396	2,936
KELLY, BRONWEN	TEACHER	118,094	189
KEMP, JERMAINE R	TEACHER	99,283	-
KEMPF, CINDY	TEACHER	108,255	-
KERANEN, JOHN	TEACHER	112,703	-
KERR, TANYA	TEACHER	121,716	-
KEVANY, CLAIRE	TEACHER	106,376	2,217
KEYHOE, KELLY D	TEACHER	81,869	-
KEYWORTH, NADINE	TEACHER	115,035	754
KHAYYAT, CHRISTOPHER	TEACHER	75,723	-
KHODABOCUS, IMAN	TEACHER	82,522	203
KIDD, VICKI	VICE PRINCIPAL	131,388	15
KILBY, JENNIFER	TEACHER	112,772	-
KILLAM, EMILY	TEACHER	76,262	50
KILVERT, GREGORY	VICE PRINCIPAL	142,151	267
KIM, ADRIAN HW	TEACHER	85,061	-
KIM, BO KYUNG	TEACHER	103,632	1,286
KIM, DAE KYU	TEACHER	82,237	-
KIM, HO SUN R	TEACHER	79,579	-
KIM, HYE SONG JENNY	TEACHER	110,092	21
KIM, PRISCILLA	TEACHER	109,791	-
KIM, SO JEONG	TEACHER	76,262	-
KIM, SO REE	TEACHER	101,718	330
KING, CASSIDY L	TEACHER	87,488	50
KING, DIANE M	TEACHER	102,406	-
KING, JENNIFER	VICE PRINCIPAL	138,578	47
KING, KYLIE	TEACHER	112,778	-
KIRBY, VANESSA J	TEACHER	76,708	-
KIRK, MARILYN	TEACHER	112,031	-
KITTERINGHAM, LOGAN	PRINCIPAL	149,774	21
KLASSEN, ANTHONY	TEACHER	122,089	2,372
KLASSEN, ASHLEE E	TEACHER	78,719	-
KNECHTLE, NICHOLAS R	TEACHER	84,142	48
KNELSEN, RONALD	TEACHER	111,816	-
KNODEL, GLENN P	TEACHER	104,177	-
KNOWLSON, ADAM J	TEACHER	89,777	-
KNOWLSON, KYLIE	TEACHER	81,400	75
KNOX, JASON K	TEACHER	102,313	-
KNUTTILA, JILLIAN	TEACHER	109,941	-
KOCHAN, KEVIN	TEACHER	100,263	762
KOCHHAR, RAMANJIT	TEACHER	118,370	72
KOENIG, YANEZ	TEACHER	111,960	-
KOETT, ANNAMARIE	TEACHER	89,083	-
KONDO, LARISSA J	TEACHER	99,004	17
KOO, HYE JIN	TEACHER	77,475	-
KOPFENSTEINER, DARLENE G	TEACHER	78,887	-

SCHOOL DISTRICT NO. 35 (LANGLEY)
STATEMENT OF FINANCIAL INFORMATION
SCHEDULE OF REMUNERATION AND EXPENSES
FOR THE YEAR ENDED JUNE 30, 2025

		Remuneration	Expenses
KORUZ, DILJIT	TEACHER	122,384	1,534
KORUZ, JEFFREY	TEACHER	112,356	-
KOVACEVIC, ZORKA	TEACHER	103,521	-
KOZLOVIC, GEORGE	DIRECTOR OF INSTRUCTION	192,092	1,951
KRAHN, CHRISTOPHER	TEACHER	116,139	-
KRAHN, MELISSA	TEACHER	112,195	-
KRAJNYAK, STEVEN R	TEACHER	87,134	-
KREISCH, RUTH	TEACHER	92,907	-
KRIEGER, MICAH	TRADESPERSON (CERTIFIED)	84,185	-
KRISKO, RHONDA	PRINCIPAL	157,882	51
KRISTANI, SOFIA S	TEACHER	99,292	-
KRISTENSEN, ALYSSA M	TEACHER	95,239	-
KROEKER, BARRY J	TEACHER	90,093	-
KUFSKE, JOCELYN D	TEACHER	86,319	-
KUFSKE, JUSTIN D.	TEACHER	83,734	140
KUHR, DORTE	TEACHER	109,418	-
KUSICK, LISA	TEACHER	114,962	290
KWAG, JIHEE	TEACHER	75,036	-
KWON, DAVID Y	TEACHER	83,259	-
KWON, YEDAM	TEACHER	79,037	-
LA ROCQUE, SHELLEY A.	TEACHER	85,279	-
LABBY, STEPHANIE	PRINCIPAL	162,259	2,841
LABINE, GEOFFREY E	TEACHER	77,711	-
LACHAPELLE, DENIS	TRADESPERSON (CERTIFIED)	85,668	28
LADEFOGED, RASMUS (PETER) P	TEACHER	102,949	-
LAI, KA HAY	TEACHER	83,880	-
LAINCHBURY, LISA	ASSISTANT SUPERINTENDENT	233,420	12,712
LAINCHBURY, MARK	TEACHER	106,375	100
LAINE, ANGELA C	TEACHER	86,957	-
LAINE, ARON	TEACHER	108,270	-
LAL, CALVIN	ASSOC DIRECTOR-MAJ,CAP,PRO	134,595	4,391
LALLEY, DAVID W	TEACHER	90,903	-
LALLI, NAVDEEP	TEACHER	80,353	-
LAM, RONALD	ENERGY SPECIALIST	90,506	3,969
LAM, YUEN YIR	PRINCIPAL	149,774	5
LAMBIE POTTER-SMITH, CHRISTINE	PRINCIPAL	164,395	2,674
LANE, ALISON	TEACHER	109,457	-
LANE, DOUGLAS	TEACHER	83,839	-
LANG, NICOLE	TEACHER	101,050	-
LANGSTON, JENNIFER	TEACHER	88,884	-
LAPIERRE, DANICA	TEACHER	84,592	-
LARIVIERE, JULIE	TEACHER	109,537	-
LARSEN, KATHRYN A	TEACHER	97,418	-
LATEGAN, BEVERLEY	TEACHER	103,357	-
LATHAM, REAGAN L	TEACHER	83,266	-
LATHAM, STEVEN	TEACHER	85,826	-
LATREILLE, TIFFANY ANN	TEACHER	83,116	79
LAUER, KARA R	TEACHER	81,625	-
LAUMAN, EMILY R	TEACHER	88,975	-
LAUSER, MICHAEL	TEACHER	105,401	-
LAY, ALEXANDRA	TEACHER	95,835	1,415
LAY, KRISTIAN BE	TEACHER	103,504	-
LAYFIELD, BRITTANY	TEACHER	110,695	-
LAYTON, MARYLOU	TEACHER	85,235	100
LEARD, NANCY J	TEACHER	87,529	-
LEARY, BROOKE	TEACHER	116,278	-

SCHOOL DISTRICT NO. 35 (LANGLEY)
STATEMENT OF FINANCIAL INFORMATION
SCHEDULE OF REMUNERATION AND EXPENSES
FOR THE YEAR ENDED JUNE 30, 2025

		Remuneration	Expenses
LEBLANC, MARK E	TEACHER	102,780	-
LEE, CHRISTINA H	TEACHER	83,394	-
LEE, CHRISTY K	TEACHER	101,433	-
LEE, EUN HEE	TEACHER	79,225	-
LEE, HYORYUNG SARAH	TEACHER	75,887	-
LEE, JI E	TEACHER	102,407	639
LEE, JIHEE	TEACHER	96,901	-
LEE, KIRSTEN W.S.	TEACHER	83,123	-
LEE, MELISSA	TEACHER	112,077	147
LEEK, SADIE M	TEACHER	83,568	-
LEES, SELINA	TEACHER	116,429	-
LEHNERT, KAREN C	TEACHER	102,127	-
LEIFSO, LAURIE K	TEACHER	99,835	609
LEIPER, GORDON	TRADESPERSON (CERTIFIED)	86,840	-
LEIPER, MARK	DISTRICT PRINCIPAL	171,725	128,926 *
LEONARD, BRIAN	VICE PRINCIPAL	146,256	15
LEONARD, CORINNA	TEACHER	112,470	-
LEONARD, MELANIE J	TEACHER	95,410	-
LEONARD, SHERI ANNE	TEACHER	112,032	40
LEPINE, ANNA-MARIE	TEACHER	78,978	-
LEPINE, JAMIE J	TEACHER	103,674	-
LEUNG, CHUN	BUSINESS SYSTEMS TECH	80,400	237
LEWIS, BREANNA	TEACHER	116,236	-
LEWIS, DAVID E	TEACHER	90,575	-
LI, BIN B	TEACHER	112,130	252
LI, CHUNBO	TEACHER	78,163	-
LI, GRACE Y	TEACHER	95,724	135
LIM, ESTHER	TEACHER	79,661	-
LINCKE, PAUL	TEACHER	123,795	79
LINDGREN-STREICHER, VICTORIA RAE	TEACHER	100,463	2,804
LING, CHRISTINE	TEACHER	103,711	-
LITTLE, AMY	TEACHER	103,502	-
LITTLER, RACHEL C	TEACHER	88,819	-
LLOYD, LINDSAY E	TEACHER	78,734	173
LOEPPKY, CINDY J	TEACHER	86,641	-
LOEPPKY, DEAN	TEACHER	112,031	-
LOEWEN, GLEN W	TEACHER	109,537	-
LOEWEN, WAYNE	TEACHER	111,391	-
LOEWEN-SCHMIDT, SHAUNA	TEACHER	119,951	2,016
LOGAN-GOYETTE, RHYANON K	TEACHER	77,002	-
LOPEZ, IAN	TEACHER	88,015	-
LORENSEN, ROBYN A	TEACHER	83,844	-
LOW, DAVID	TEACHER	112,369	-
LOW, JACOB	TEACHER	78,056	140
LOWDERMILK, JACLYN P	TEACHER	86,803	-
LOWES, DANIEL R	TEACHER	88,538	-
LOWRIE, KAREN	TEACHER	106,379	-
LU, DARBY M	TEACHER	97,962	-
LU, PEI LIN	TEACHER	112,783	-
LUDWAR, JENAI S C	TEACHER	89,355	177
LUHMERT, KARL	TEACHER	87,675	100
LUKIN, STEPHEN WILLIAM	TEACHER	86,686	-
LUNN, ADRIENNE	TEACHER	114,864	273
LUYKEN, ANTHONY	TEACHER	101,960	-
LYNDON, JEREMY	PRINCIPAL	185,442	3,431
LYTH, JENNIFER	TEACHER	106,887	1,254

SCHOOL DISTRICT NO. 35 (LANGLEY)
STATEMENT OF FINANCIAL INFORMATION
SCHEDULE OF REMUNERATION AND EXPENSES
FOR THE YEAR ENDED JUNE 30, 2025

		Remuneration	Expenses
MACAULAY, PEGGY	TEACHER	120,944	-
MACDONALD, GLEN	TEACHER	119,991	3,194
MACEWEN, ANGELA MARIE	TEACHER	79,753	-
MACGILLIVRAY, CRYSTAL	TEACHER	108,795	-
MACGREGOR, KIMBERLY A	TEACHER	100,191	33
MACINNES, ANGIE	TEACHER	90,840	2,733
MACINNIS, JENNIFER	TEACHER	112,042	-
MACIVER, CHRIS	VICE PRINCIPAL	138,824	65
MACKAY, DARIEN LEE	TEACHER	77,913	-
MACKENZIE, DUSTIN	TEACHER	75,383	-
MACLEAN, JOEL M	TEACHER	93,349	-
MACLEOD, JOSEPH N	TEACHER	94,666	-
MACNAUGHTON, DAWN	TEACHER	109,594	-
MACWILLIAMS, RHONDA	TEACHER	112,077	-
MADDEN, MONTANNA	TEACHER	90,601	-
MAGER, GLEN A	TEACHER	92,628	102
MAGER, SHERIE	TEACHER	117,404	5,060
MAHUN, SONAM	TEACHER	80,299	-
MAIN, JACOB	TEACHER	116,489	-
MAIN, KARYN	TEACHER	110,871	-
MAJDANAC, DANNY	TEACHER	124,029	-
MAKI, KRISTIN	TEACHER	106,492	50
MALCOLM, JENNIFER	TEACHER	90,293	-
MALCOLM, SIMONE	TEACHER	88,023	81
MALO, JASON	PRINCIPAL	149,774	5,127
MANCINI, BRYAN	TEACHER	93,190	50
MANTEI, KYLIE	TEACHER	104,125	150
MAR, AMANDA N	TEACHER	79,608	140
MARSH, CRAIG	TEACHER	108,444	177
MARSHALL, KATHERINE	TEACHER	119,998	1,664
MARSHALL, KENNETH	TEACHER	112,003	-
MARSHALL, SANDY	TEACHER	105,505	-
MARSLAND, ANDREA H	TEACHER	97,578	240
MARTENS, DANIEL	TEACHER	112,402	30
MARTENS, LAURA M	TEACHER	90,315	45
MARTENS, MATHEW	TEACHER	114,873	-
MARTIN, DOUGLAS CLIVE	TEACHER	106,611	389
MARTIN, SARAH ANN	TEACHER	76,424	-
MARTINS, JENNIFER E.	TEACHER	101,885	100
MASI, GORDON	TEACHER	117,320	-
MASON, CAITLIND M	TEACHER	81,054	-
MASSARO, LINDSAY D	TEACHER	86,082	-
MATA, LUCAS	TEACHER	77,596	-
MATHAI, RONALD	TEACHER	112,539	-
MATHAI, ZARAH	TEACHER	109,241	-
MATHEWS, ZACHARY	TEACHER	109,578	-
MATSON, RYLIE A	TEACHER	86,311	-
MATTHON, TANYA	TEACHER	110,230	-
MAWHINNEY, KEVIN	TEACHER	92,125	-
MAYES, ELAINE	TEACHER	102,214	-
MAYO, EMMA	TRADESPERSON (CERTIFIED)	84,562	-
MCBETH, CHRISTOPHER G	TEACHER	83,410	50
MCCAIG, LINDSAY	TEACHER	193,016	-
MCCARTHY, AZA E	TEACHER	82,617	-
MCCARTHY, GORDON	TEACHER	106,586	-
MCCLELLAND, LINDSEY	TEACHER	112,042	-

SCHOOL DISTRICT NO. 35 (LANGLEY)
STATEMENT OF FINANCIAL INFORMATION
SCHEDULE OF REMUNERATION AND EXPENSES
FOR THE YEAR ENDED JUNE 30, 2025

		Remuneration	Expenses
MCCRAE, DUNJA	VICE PRINCIPAL	140,541	-
MCCULLOUGH, E ALLISON	TEACHER	113,599	42
MCDERMAND, KIM	HOMESTAY COORDINATOR-ISP	84,082	1,411
MCDONALD, DENNI	TEACHER	109,534	100
MCDONALD, ERIN	TEACHER	113,595	-
MCDONALD, JENNIFER L	TEACHER	84,991	-
MCDONALD, SHANNON	TEACHER	112,081	-
MCDUGALL CRANSTON, BENJAMIN	TEACHER	111,413	-
MCEACHERN HUGHES, TAMMY	TEACHER	122,024	1,682
MCEACHERN, DOUG	TEACHER	97,384	-
MCEACHERN, KIRSTEN J	TEACHER	89,939	-
MCFARLAND, KRISTEN	TEACHER	109,582	-
MCGIVERN, JOAN	TEACHER	116,090	672
MCGOVERN, SEAN	TEACHER	111,996	-
MCGOWAN, CHELSEA	TEACHER	111,082	150
MCGREGOR, JADE D	TEACHER	90,410	-
MCINNES, LAURA	TEACHER	89,287	-
MCKAVE, ELPINIKI	TEACHER	84,404	-
MCKAY, DARREN	TEACHER	114,608	-
MCKAY, KATHLEEN	TEACHER	112,709	-
MCKAY, MARTHA	TEACHER	111,713	2,301
MCKELLAR, MICHELLE	TEACHER	113,735	-
MCKENZIE, LINDSAY	TEACHER	118,337	-
MCKENZIE, OLGA	TEACHER	78,596	100
MCKERNAN, SERENA S	TEACHER	102,490	-
MCKINNON, KAYCEE B	TEACHER	88,556	-
MCKINNON, SHELLEY A	TEACHER	102,351	-
MCKNIGHT, BLAIR K	TEACHER	102,313	50
MCLAUGHLIN, MICHAEL	TEACHER	112,352	109
MCLEAN, ASHLEY	TEACHER	109,502	50
MCLEAN, JANET	TEACHER	92,886	669
MCLEAN, LAURA M	TEACHER	78,862	-
MCLEAN, MARIA	TEACHER	112,452	-
MCLEAN, MATTHEW T	TEACHER	88,307	106
MCLEOD, CAITLIN M	TEACHER	103,129	-
MCLEOD, GRANT	LEADHAND - TRADE CRTFD ELECTRICIAN	88,507	28
MCMAHON, CARSEN	TEACHER	90,806	-
MCMATH, PATRICK A	TEACHER	103,173	-
MCMILLAN, CAROLINE	TEACHER	112,077	100
MCMITCHELL, KATHLEEN E	TEACHER	102,810	-
MCNEILL, ELISA	TEACHER	120,485	-
MCNEILL, GREG	TEACHER	107,359	244
MCRAE, AMBER	TEACHER	102,287	140
MCRAE, LAURA	TEACHER	110,204	-
MCROBBIE, CALVIN E	CUSTODIAN FOREMAN	79,248	28
MEHAN, RAJEEV	TEACHER	119,254	-
MESSER, THEODORE	TEACHER	77,800	-
MESSERE, CRAIG	TEACHER	112,017	-
METHVEN, ROBYN	TEACHER	78,478	-
MICHAUX, JAMES	TEACHER	123,152	-
MICHEL, JONATHAN	TEACHER	102,457	-
MICHEL, SARAH	TEACHER	107,746	575
MIKKOLA, HENRY	TRADES FOREMAN - CERTIFIED	90,202	-
MILLER, ALEXANDER P	TEACHER	81,314	140
MILLER, ALYSSA	TEACHER	92,905	-
MILLER, DOMINIQUE A	TEACHER	100,332	-

SCHOOL DISTRICT NO. 35 (LANGLEY)
STATEMENT OF FINANCIAL INFORMATION
SCHEDULE OF REMUNERATION AND EXPENSES
FOR THE YEAR ENDED JUNE 30, 2025

		Remuneration	Expenses
MILLER, GEORGE A	TEACHER	102,564	-
MILLER, HOLLY	TEACHER	109,563	-
MILLER, KIMBERLY	TEACHER	112,124	163
MILLER, MICHAEL	TEACHER	111,784	125
MILLER, TREVOR	TEACHER	76,919	52
MILLINGTON, KATHY	TEACHER	109,534	-
MILLS, DAVID K	TEACHER	102,271	91
MILLS, LANEY ANNE	TEACHER	82,123	-
MILLS, MIRIAM	TEACHER	108,440	369
MILLS, RHONDA	TEACHER	102,313	-
MILLS, TANYA	TEACHER	82,037	1,800
MILNE, ERIN B	TEACHER	104,658	-
MISSEL, TRACY A	TEACHER	113,740	-
MITCHELL, LINDSAY	TEACHER	116,404	-
MITCHELL, STUART	TEACHER	112,869	-
MITCHELL, WENDY	TEACHER	88,721	-
MITTON, HAYLEY E	TEACHER	96,666	150
MOCK, KEITH	TRADESPERSON (CERTIFIED)	85,493	-
MOERMAN, HOLLY	TEACHER	90,204	-
MOHAMED, SULEIMAN A	TEACHER	81,051	-
MOHAN, MEGAN C	TEACHER	78,163	-
MOINO, ANGELA	TEACHER	106,947	40
MOINO, MARCELLO	ASSISTANT SUPERINTENDENT	233,553	14,379
MOIR, SARAH E	TEACHER	87,505	-
MONTEFRIO, VINCENT	TECHNICAL SUPPORT SPEC.LEVEL 3	87,140	186
MOODLEY, KREESHNI	TEACHER	109,401	-
MOON, EMILY M	TEACHER	80,243	-
MOORE, ADAM	PRINCIPAL	166,725	943
MOORE, ALEXIS S	TEACHER	77,650	-
MOORE, CRAIG	TEACHER	109,441	299
MOORE, HARNIT K	TEACHER	88,007	-
MOORE, JENESSA	TEACHER	81,068	-
MOORE, SARINA	TEACHER	96,392	2,545
MORGAN, MICHAEL	DIRECTOR-LEARNING SUPPORT SERVICES	194,479	10,312
MORRIS, LEAH P	TEACHER	79,088	-
MOSCARDA, PERRY	TEACHER	111,997	300
MOSLINGER, ROBERT	TEACHER	81,746	-
MOSS, GILLIAN	TEACHER	109,675	-
MOSSEY, KOREENA LYNN	TEACHER	109,556	50
MOSTAT, CARMEN	TEACHER	77,374	-
MUELLER, MIKAYLA	TEACHER	81,548	100
MUIR, JENNA E	TEACHER	86,041	-
MULLER, KRISTINA E	TEACHER	83,042	-
MURACA, SEBASTIANO	DISTRICT PRINCIPAL	171,725	3,369
MURPHY, DANIELA	TEACHER	119,995	2,246
MURRAY, HOLLY R	TEACHER	90,079	-
MUSIL, TRACY	TEACHER	116,138	639
MUUREN, KARIN	PRINCIPAL	153,568	-
MYERS, KYLE J.J.	TEACHER	83,707	-
MYERS, TRAN	TEACHER	110,444	-
MYETTE, STACEY	TEACHER	107,283	-
MYNOTT, CASEY	TEACHER	112,275	50
NADALIN, CHANTELE L	TEACHER	80,605	-
NAHAL, JASPREET	TEACHER	94,570	-
NANDANAVANAM, RANGANAYAKI	TEACHER	119,442	50
NARANG, PREM	TEACHER	118,370	716

SCHOOL DISTRICT NO. 35 (LANGLEY)
STATEMENT OF FINANCIAL INFORMATION
SCHEDULE OF REMUNERATION AND EXPENSES
FOR THE YEAR ENDED JUNE 30, 2025

		Remuneration	Expenses
NAST, IRINA	TEACHER	102,354	50
NEDELEC, ALEXIS L	TEACHER	86,604	-
NEFF, JANET M	TEACHER	80,058	-
NELSON, MARLENE	TEACHER	112,023	-
NELSTEAD, REBECCA J	TEACHER	95,436	409
NERA, FRANCIS	TEACHER	112,214	66
NESBITT, KATE	TEACHER	93,868	-
NEUFELD, KARLEIGH	TEACHER	106,183	-
NEUFELD, LEVI	TEACHER	85,301	-
NEUFELD, RYAN	PRINCIPAL	153,568	2,244
NEUSCHELER, URSULA	TEACHER	98,477	-
NEVELUX, JOANNE	DISTRICT PRINCIPAL	171,483	7,022
NG, CASSIE	TEACHER	83,897	-
NGO, RUTH T	TEACHER	93,189	-
NGUYEN, BAO PHUONG	TEACHER	80,408	918
NICHOLAS, FAUNE JJ	TEACHER	102,450	-
NICOL, STEPHEN G	TEACHER	95,142	118
NICOLSON, LEAH	TEACHER	86,488	309
NIELD, MYLES C	TEACHER	82,253	-
NIEMI, KELLI L	TEACHER	83,467	146
NIJJAR, TIANNA K	TEACHER	78,258	-
NISHA, ZAKIA M	TEACHER	86,528	79
NOAKES, CHARLOTTE P	TEACHER	103,686	-
NOLL, LISA	TEACHER	111,996	-
NORDBY, KIRSTEN	TEACHER	112,004	125
NORDIN, NICOLE	TEACHER	75,851	-
NORMAN, KYMBERLY	TEACHER	111,533	-
NORTH, ROBERTA A	TEACHER	102,198	-
NOYE, SARAH	TEACHER	91,213	-
NUAMAH, WENDY	TEACHER	102,645	-
NYTE, CHRISTA	TEACHER	109,492	-
OBAYASHI, RICHARD	TEACHER	112,682	-
OCAMPO, ALFONSO	TEACHER	93,309	1,123
O'DELL, M PATRICIA	TEACHER	105,887	-
OH, CATHERINE GRACE	TEACHER	82,757	-
OH, CHAN Y	TEACHER	102,178	-
O'HARA, AIDAN	TEACHER	113,612	116
O'KEEFE, JESSICA	TEACHER	112,123	36
OKUBO, MEGUMI	TEACHER	112,077	189
OLAFSON, JACQUELYNN	TEACHER	81,635	-
OLAYBAL, GERALDINE	TEACHER	113,195	-
OLIVER, SEAN	PRINCIPAL	158,249	-
OLSEN, NATHAN	PROJECT COORDINATOR	84,261	-
OLSON, JOEL	VICE PRINCIPAL	134,724	2,370
O'MAHONY, KATHRYN	TEACHER	75,243	-
O'NEILL, REBECCA	TEACHER	112,179	-
OPPENLANDER, DEBBIE	TEACHER	107,717	-
ORCHARD, PAUL C.E.	TEACHER	110,605	442
ORLANDO, JANINE	TEACHER	94,218	-
OSBORNE, SANDI	TEACHER	110,940	-
OSEI-APPIAH, LEONA D	TEACHER	94,562	-
O'SHEA, LOREN J	TEACHER	103,021	50
OSHIRO, COLE	PROJ MGR FOR CONT IMPROVEMENT	125,848	1,994
OSINAME, O JULIANA	TEACHER	99,739	-
OSKAM, STEPHANIE	TEACHER	109,652	-
OUGH, TAMMY	TEACHER	112,098	-

SCHOOL DISTRICT NO. 35 (LANGLEY)
STATEMENT OF FINANCIAL INFORMATION
SCHEDULE OF REMUNERATION AND EXPENSES
FOR THE YEAR ENDED JUNE 30, 2025

		Remuneration	Expenses
OUYANG, JIAXIN	TEACHER	87,265	395
PACHECO, DEAN	DISTRICT PRINCIPAL	176,032	10,408
PACHECO, ERIN	TEACHER	98,588	1,993
PAET-BULLAOIT, ADRIAN K	TEACHER	96,493	1,544
PAET-BULLAOIT, SAMANTHA	TEACHER	106,610	353
PAGELY, SVEENA	TEACHER	112,721	-
PAGNANINI, ALYSSA	TEACHER	122,792	-
PAIS-MARTINS, MARIA	TEACHER	94,973	-
PALICHUK, MICHAEL	PRINCIPAL	162,043	3,336
PANNU, KULBIR	TEACHER	101,548	-
PAQUETTE, TODD	TRADESPERSON (CERTIFIED)	85,071	138
PARADIS, KALEA	TEACHER	91,686	-
PARCHOMA, APRIL	TEACHER	83,473	350
PARK, JONG SANG	TECHNICAL SUPP SPEC. LEVEL 1	78,009	1,118
PARK, SOYEON	TEACHER	77,696	-
PARKER, CARLA L	TEACHER	85,811	-
PARKER, GILLIAN K	TEACHER	95,857	1,452
PARKER, KIM	TEACHER	111,473	-
PARKER, MICHAEL	TEACHER	111,816	-
PARKES, LINDSAY	TEACHER	116,217	-
PARSONS, BRIANNA	TEACHER	112,123	-
PASSAGLIA, VANESSA L	TEACHER	94,067	-
PATERSON, DORIS G	TEACHER	102,325	-
PAUL, JAMES	TEACHER	82,547	-
PAULOKANGAS, JESSICA	TEACHER	110,321	175
PAWAR, PRABHJYOT	TEACHER	110,901	1,981
PAYNE, BRETT	TEACHER	86,339	-
PEACH, JENNIFER	TEACHER	113,773	-
PEARCE, KELLY D	TEACHER	102,272	-
PEI, JIAGU (ANGEL)	TEACHER	90,740	23
PELZER, JOE	TEACHER	102,750	-
PENNER, DUANE	TEACHER	112,110	50
PENNER, LAURIE	TEACHER	92,224	30
PENNER, STEVEN	TEACHER	106,510	-
PEREIRA, CLARE	EXEC ASST - SUPERINTENDENT	99,688	186
PEREIRA, DANIELA L	TEACHER	84,248	-
PERRY, BRENDAN	TEACHER	115,291	234
PETERSEN, NANCY	TEACHER	109,492	-
PETERSON, DEBRA	TEACHER	96,365	1,841
PETERSON, JESSICA L	TEACHER	99,431	-
PETERSON, LAUREN	TEACHER	109,522	-
PETERSON, STACEY	TEACHER	105,502	-
PETRIE, LARA	TEACHER	114,351	2,611
PETRIK, MARK	MGR - HR & LABOUR RELATIONS	113,180	1,639
PETTIT, CINDY	TEACHER	122,334	6,035
PHUNG, THE ANH	TEACHER	77,908	177
PILLAY, SARASVATHI	TEACHER	82,812	124
PISIAK, SHELLEY	TEACHER	110,327	-
PLOCKTIS, SCOTT M.	TEACHER	95,772	1,741
POCHA, DYLAN J	TRADESPERSON (CERTIFIED)	81,258	-
POELMAN, DANIEL M	DIRECTOR OF FINANCE	95,220	8,786
POHLOD, LAYNA L	TEACHER	96,435	145
POLLASTRETTI, EMILY E	TEACHER	86,513	-
POLLASTRETTI, LINDA	DIRECTOR-LEARNING SUPPORT SERVICES	164,547	14,235
PONTING, TANYA	TEACHER	111,499	-
POOL, KAITLIN R	TEACHER	78,217	-

SCHOOL DISTRICT NO. 35 (LANGLEY)
STATEMENT OF FINANCIAL INFORMATION
SCHEDULE OF REMUNERATION AND EXPENSES
FOR THE YEAR ENDED JUNE 30, 2025

		Remuneration	Expenses
POOL, MEGHAN	TEACHER	76,944	73
POOLE, KARI E	TEACHER	92,794	-
POPIL, JOCELYN A	TEACHER	102,313	-
POROWSKI, JANET	TEACHER	115,113	-
PORTER, BROOKE	TEACHER	76,497	-
POTERYKO, JASMINE M	TEACHER	95,237	-
POTTER, RACHEL M	TEACHER	75,379	-
POTVIN, NOEMIE L	TEACHER	79,022	45
POWELL, AARON	PRINCIPAL	157,777	3,304
POWELL, BROOKE	TEACHER	86,887	-
POWELL, NEIL	VICE PRINCIPAL	145,867	-
PRESCILLA, MARIA	TEACHER	88,116	-
PRESSLY, CHELSEA A	TEACHER	75,339	80
PRESTON, KAYLA N	TEACHER	102,627	230
PRICE, CHRISTY M	TEACHER	82,621	-
PRIETO, ANTHONY	TRADESPERSON (CERTIFIED)	84,969	13
PROBERT, CHRISTOPHER	TEACHER	110,493	63
PROBY, DAVID	TRADES FOREMAN - CERTIFIED	96,095	4,036
PROSSEGER, MONIQUE	TEACHER	102,506	374
PROULX, JASON	TEACHER	112,078	-
PROUST, AMBER	TEACHER	110,220	155
PSAJD, ERIN	TEACHER	109,581	-
PSAJD, KEITH	TEACHER	110,876	-
PUAR, JUSTIN A	TEACHER	83,481	-
PUE, MICHAEL R	DISTRICT PRINCIPAL	171,358	4,626
PURDY, MITCHELL	TRADESPERSON (CERTIFIED)	81,357	28
QUETSCH, CHRISTOPHER	BUSINESS SYSTEMS TECH	78,379	-
RAABE, JENNIFER JOY	TEACHER	118,553	1,170
RADFORD, ALISON	TEACHER	98,502	-
RADFORD, RYAN	TEACHER	109,810	-
RADKE, SARAH J	TEACHER	77,100	-
RAFIGHI, VICTORIA N	TEACHER	100,650	-
RAHN, J VINCENT	TEACHER	109,413	-
RAJKUMAR, LISA	TEACHER	87,042	165
RAMDIAL, MIKAELA C	TEACHER	85,466	-
RAND, SHELLEY I	TEACHER	102,405	425
RANDHAWA, BALVINDER K	TEACHER	92,397	50
RANDHAWA, NIMI	TEACHER	112,135	105
RANDHAWA, PARMINDER	PAYROLL TECHNICIAN	75,807	624
RANGER, BRANDI	TEACHER	76,789	-
RAPHAEL, STEPHANIE	TEACHER	75,650	-
RAPHAEL, TRISTAN	TEACHER	120,566	3,259
RATCLIFFE, KIRSTEN N	TEACHER	75,021	-
RATTAN-COBHAM, ANDREW	TEACHER	80,239	-
RAVEENDRAN, RAMANDEEP	TEACHER	92,568	-
RAVEN, KAYLA	TEACHER	86,863	1,517
READ, TAMARA	TEACHER	109,413	-
REDAVID, MICHAEL R.	TEACHER	88,000	-
REDEKOP, CHARLENE	DISTRICT PRINCIPAL	162,497	6,715
REDFERN, JOANNA M	TEACHER	103,396	-
REDLIN, CHLOE	TEACHER	80,531	-
REEVE, KEVAN	DISTRICT PRINCIPAL	171,393	5,010
REHNBY, ELISE	VICE PRINCIPAL	144,641	-
REICH, SHELDENE	TEACHER	109,386	-
REID, ALLISON	TEACHER	76,553	-
REID, BRITTANY	VICE PRINCIPAL	154,898	2,220

SCHOOL DISTRICT NO. 35 (LANGLEY)
STATEMENT OF FINANCIAL INFORMATION
SCHEDULE OF REMUNERATION AND EXPENSES
FOR THE YEAR ENDED JUNE 30, 2025

		Remuneration	Expenses
REID, DARCEY	VICE PRINCIPAL	140,938	112
REIMER, LOIS	TEACHER	86,628	-
REIMER, MELISSA	PRINCIPAL	147,788	128
REISDORF, KYNA W	TEACHER	86,397	-
REMPEL, ASHLEY L	TEACHER	79,947	-
REMPEL, JOANNE	PRINCIPAL	149,390	-
REMPEL, ROBYN J.	TEACHER	102,355	75
REN, HUAN	MANAGER - PAYROLL & BENEFITS	98,254	4,081
RENAUD, DANIEL	TEACHER	105,702	-
RENSING, CATHY M	TEACHER	81,984	1,194
REVES, JASON	TEACHER	89,285	100
REYES, KATELIN D.	TEACHER	82,172	-
REYNAUD, KURT	VICE PRINCIPAL	148,298	362
REYNOLDS, JODIE	TEACHER	109,647	-
RHODDY, OLIVIA	TEACHER	112,077	-
RIBEYRE, ANGELA L.	TEACHER	85,153	110
RICHARDSON, BENJAMIN	TEACHER	102,564	-
RICHARDSON, BEVERLEY A	TEACHER	103,052	67
RIENKS, LINDSAY	TEACHER	84,275	-
RIVERA, CLARINDA	TEACHER	119,944	1,325
RIVERO, CATERIN TATIANA	TEACHER	97,030	-
RIZNEK, JENNA RM	TEACHER	85,810	-
RIZZO, LESLEY E	TEACHER	101,986	-
ROBAZZA, KRISTOPHER A	TEACHER	79,188	-
ROBB, GREGORY J	TEACHER	102,077	-
ROBERTS, ASHLEY C	TEACHER	91,707	-
ROBERTS, NICHOLAS S	TEACHER	90,633	-
ROBERTS, VIENNA K M	TEACHER	78,354	-
ROBERTSON, CARLY	TRADES CERTIFIED - ELECTRICIAN	75,140	-
ROBERTSON, COURTNEY	PRINCIPAL	153,568	43
ROBERTSON, SYDNEY	TEACHER	77,134	-
ROBINSON, ALICIA E	TEACHER	75,494	59
ROBINSON, ASHLEY A	TEACHER	89,716	69
ROBINSON, JENNIFER	VICE PRINCIPAL	134,716	-
ROBINSON, KIMBERLY	TEACHER	124,979	54
ROBINSON, TAMARA A	TEACHER	96,006	211
ROCHFORD, HANNAH	TEACHER	76,767	-
RODDHAM, RHONDA	TEACHER	100,617	227
RODLAND, DENA M	TEACHER	102,309	-
ROGERS, CINDY	TEACHER	111,816	-
ROGERS, CRAIG	TEACHER	109,458	200
ROGERSON, LEAH S	TEACHER	101,634	-
ROLLEMAN, FREDERICK	TEACHER	112,941	-
ROMAN, RYAN	VICE PRINCIPAL	131,107	52
ROMEY, CURT D	TEACHER	99,541	-
ROMONKO, SAMANTHA	TEACHER	109,495	26
RONSE, NICOLE	TEACHER	109,413	-
ROOS, DEVIN J	MANAGER-BUILDING TRADES	98,170	-
ROSS, ASHLEY JC	TEACHER	90,148	-
ROSSI, CATHARINA	TEACHER	112,119	-
ROTENBURGER, HEIDI	TEACHER	112,922	-
ROWBOTHAM, JUSTINE V	TEACHER	78,526	-
ROWE, AARON	TEACHER	116,976	-
ROXBURGH, OLIVIA KRISTEN	TEACHER	76,499	-
ROYER, KATELYN M	TEACHER	95,161	79
RUCHKALL, FRANKLIN T	TEACHER	95,154	-

SCHOOL DISTRICT NO. 35 (LANGLEY)
STATEMENT OF FINANCIAL INFORMATION
SCHEDULE OF REMUNERATION AND EXPENSES
FOR THE YEAR ENDED JUNE 30, 2025

		Remuneration	Expenses
RUFFINI, LEILANI	TEACHER	84,192	-
RUSH, EMMA	TEACHER	83,473	-
RUSHKA, PAMUELA	TEACHER	110,915	-
RUSSELL, ALYSHA	TEACHER	78,573	-
RUSSELL, KRISTINE D	TEACHER	102,239	-
RUSSELL, MIKAEL	TEACHER	112,077	-
RUSSELL, ZACHARY M	TEACHER	83,000	100
RUTQUIST, KRISTIE	TEACHER	82,722	-
RUTTER, SANDRA L	TEACHER	88,716	-
RYAN, TASMAN	TEACHER	91,305	-
RYBAKOV, NATALIA	TEACHER	108,153	-
RYU, JOOAH	TEACHER	80,333	-
SACHAR, RONNEAT	TEACHER	119,509	-
SAELIENG, JUSTINE	TEACHER	110,419	-
SAFIQ, REYHAN	TEACHER	115,450	-
SAHOTA, HARVEEN	TEACHER	99,785	-
SAINI, HARPREET KAUR	TEACHER	84,283	-
SALES, JULIA M	TEACHER	92,153	-
SALLENBACH, GLEN	TEACHER	122,381	-
SALTER, ADAM	TEACHER	107,532	173
SALVADOR, EDUARDO	TECHNICAL SUPP SPEC. LEVEL 2	80,230	808
SAMSON, AILEEN	HR OFFICER	86,501	-
SANCHEZ VILLA, JUAN	TEACHER	79,997	227
SANDERSON, ANNE	TEACHER	110,372	-
SANDHER, KULVINDER KAUR	COMMUNITY SCHOOL COORDINATOR	86,456	1,113
SANDHU, SANDEEP	TEACHER	109,489	-
SANDQUIST, DAVID	TEACHER	115,231	140
SANGHA, KIRAN DEEP	TEACHER	99,075	-
SANGHA, MANJEET (MEENA)	TEACHER	118,510	-
SANGHA, SHAVINDER	TEACHER	109,779	-
SANGRA, DALVIR S	TEACHER	87,151	-
SANTHOSH, DALIYA	TEACHER	79,999	-
SARGANIS, PANAGIOTIS	TEACHER	102,272	-
SAUMIER, CHANTELE	TEACHER	89,478	-
SAUMIER, DIANNE	TEACHER	109,549	-
SAUNDERS, ALEXANDRA	TEACHER	109,581	-
SAUNDERS, SARAH	TEACHER	98,793	-
SAWATZKY, BRIAN J.	TEACHER	84,704	-
SCHAFER, CAREY V	FOREMAN-TRADES CERT. ELECT.	93,538	28
SCHAUFLE, TRISTAN	DIRECTOR - FACILITIES	182,139	-
SCHEIRER, DAVID M	TEACHER	99,496	-
SCHLACHT, STEPHANIE R	TEACHER	87,776	-
SCHLEY, VICTORIA	TEACHER	77,379	-
SCHMIDT, REBBECCA	TEACHER	91,025	186
SCHMIDT, SARAH C	TEACHER	84,372	106
SCHMUNK, REBECCA	TEACHER	105,224	2,082
SCHNEIDER, KARI LYNNE	TEACHER	119,991	1,381
SCHOFIELD-LEWIS, SMARAGDO	TEACHER	87,170	-
SCHOLZ, JENNIFER L.	TEACHER	103,277	-
SCHROEDER, AARON	TECHNICAL SUPPORT SPEC.LEVEL 3	83,610	28
SCHROEDER, TRUDI M	TEACHER	102,210	-
SCHWEERS, ANGELA C	TEACHER	113,613	-
SCOTT, JENICA	TEACHER	81,170	-
SEDLER, JAMIE	TEACHER	112,637	-
SEDO, DEREK	TEACHER	105,898	-
SELLER, SARAH	TEACHER	109,579	165

SCHOOL DISTRICT NO. 35 (LANGLEY)
STATEMENT OF FINANCIAL INFORMATION
SCHEDULE OF REMUNERATION AND EXPENSES
FOR THE YEAR ENDED JUNE 30, 2025

		Remuneration	Expenses
SEMESCHUK, MAKENNA L	TEACHER	76,087	-
SETERINGTON, FRED	TEACHER	103,318	-
SEWELL, KENDALL	VICE PRINCIPAL	142,151	225
SHAMBROOK, ALISON	TEACHER	109,514	-
SHANDALLA, CAROLYN	TEACHER	110,362	-
SHANTZ, ROBIN H.J.	TEACHER	78,834	-
SHARKEY, DONNA	TEACHER	101,738	-
SHARMA, AKWINDER	TEACHER	88,405	-
SHARMA, AMIT	TEACHER	113,380	-
SHAVER, PENNY M	TEACHER	89,759	79
SHAW, LAURA	TEACHER	106,930	-
SHAW, LINDSAY ML	TEACHER	78,099	-
SHEARON, TAMERA D	TEACHER	105,146	-
SHEARS, AMBER	TEACHER	110,495	194
SHELLBORN, NICHOLAS J	TEACHER	76,179	149
SHEN, XIAONONG	TEACHER	111,950	-
SHEPPARD, DAVID	TEACHER	102,539	235
SHERGILL, RAMANDEEP	TEACHER	92,525	-
SHERWOOD, ABIGAIL E	TEACHER	92,600	323
SHIMMIN, JAMIE L	TEACHER	82,430	50
SHIN, JI HAE H	TEACHER	79,451	-
SHINKARUK, CHELSEA	TEACHER	109,294	367
SHIPLEY, ELENA	TEACHER	112,128	-
SHKLOVETS, TATIANA	TEACHER	110,576	-
SHORE, ALYSSA	TEACHER	118,367	255
SHU, JI SU	TEACHER	84,058	50
SHUDO, ANGELA	TEACHER	111,793	-
SIDHU, ANUROOPLEEN K	TEACHER	91,301	-
SIDHU, ESHA D	TEACHER	83,027	-
SIDHU, GURDIT	TEACHER	112,714	-
SIDHU, NAMAR J.K.	TEACHER	86,482	-
SIDHU, SABRINA	VICE PRINCIPAL	120,956	4,115
SIDJAK, ERIN	TEACHER	88,051	-
SIGOUIN, DUSTIN C	TEACHER	80,036	140
SILVA, SARAH E	TEACHER	102,360	-
SILVERMAN, GILLIAN L	TEACHER	78,941	-
SILZER, GREGORY	TEACHER	116,159	-
SIMONETTO, KENDRA	DISTRICT PRINCIPAL	167,118	7,704
SINGH, GARGI	TEACHER	119,986	1,746
SISK, THERESA A	TEACHER	102,216	100
SKRYNNIKOV, ANNE J	TEACHER	99,707	-
SKWAROK, ERIN L	TEACHER	80,029	50
SLADE, AMANDA	TEACHER	112,325	5,916
SLANE, ANDREW D	TRADES CERTIFIED - ELECTRICIAN	84,171	-
SMALL, KRISTEN	TEACHER	79,950	-
SMILLIE, DIANE	PRINCIPAL	162,043	4,447
SMITH, ALYCIA ML	TEACHER	80,920	-
SMITH, JAMIE L	TEACHER	91,644	250
SMITH, KYLE	TRADES CERTIFIED - ELECTRICIAN	84,456	28
SMITH, ROCHELLE J	TEACHER	96,092	-
SMITH, RYAN MICHAEL	TRADES FOREMAN - CERTIFIED	90,098	615
SMITH, SHANNON	TEACHER	112,192	-
SMITH, STEPHEN P	TEACHER	95,338	-
SMITHSON, R SCOTT	TEACHER	112,978	-
SOFIAK, WENDY	TEACHER	109,493	-
SOKUGAWA, WENDY	TEACHER	115,418	-

SCHOOL DISTRICT NO. 35 (LANGLEY)
STATEMENT OF FINANCIAL INFORMATION
SCHEDULE OF REMUNERATION AND EXPENSES
FOR THE YEAR ENDED JUNE 30, 2025

		Remuneration	Expenses
SOLANO, KEVIN D.	TEACHER	89,881	93
SOLER, DIANA M	TEACHER	93,590	-
SOMMER, SARAH NAOMI	TEACHER	77,180	75
SOMMERVILLE, COLIN	TEACHER	117,988	-
SONG, YEEUN	TEACHER	78,389	6
SOO, HILLARY A	TEACHER	81,919	39
SORANAKA, S KANATA	TEACHER	89,676	-
SOUTHCOTT, MELISSA L	TEACHER	85,213	-
SPAULDING, KAREY	TEACHER	87,701	-
SPENCE, ALEXANDRIA	VICE PRINCIPAL	117,630	94
SPENCE, SHANNON A	TEACHER	102,206	-
SPINDLOVE, LAURA	TEACHER	112,542	-
SPRING, NELSON	TEACHER	110,232	-
SPRINGENATIC, TERA	VICE PRINCIPAL	124,277	94
SPROSTON, NICOLE CHRISTINE	TEACHER	75,317	-
SPURGEON, JEFF	GROUNDNS FOREMAN	83,311	-
SRAMEK, ISAAC	TRADESPERSON (CERTIFIED)	88,669	-
ST. PIERRE, MARLENE	TEACHER	112,926	-
STADIE, JOEL T	TEACHER	84,503	-
STAM, LEANNE	TEACHER	112,636	-
STANTON, MARK	TEACHER	115,002	-
STATHAM, MARCI	TEACHER	126,152	78
STEACY, JILL	TEACHER	106,328	515
STEAD, SUZANNE L.	TEACHER	83,800	-
STEAD, TERRY	TEACHER	110,949	-
STEEVES, SHELBY	TEACHER	87,024	-
STEPHENSON, NICOLAS	TEACHER	83,309	-
STEPHENSON, RACHELLE V	TEACHER	81,186	7
STEPHENSON, TIMOTHY	TEACHER	112,006	-
STEUNENBERG, VANESSA	TEACHER	112,978	8
STEVENS, SARAH-ROSE L.	TEACHER	76,615	-
STEVENS, SCOTT	TEACHER	77,288	-
STEVENSON, SEAN AW	TEACHER	87,076	-
STEWART, ANNIKA	TEACHER	77,709	-
STEWART, KELSEY	TEACHER	114,278	3,046
STEWART, TRINA E	TEACHER	87,783	-
STICKNEY, CHRISTIAN	TEACHER	91,228	339
STICKNEY, HANNAH C	TEACHER	97,280	-
STODDART, DEBORAH S	TEACHER	87,912	-
STOKER, LAURA D	TEACHER	94,784	50
STOKES-BENNETT, DEVON	TEACHER	116,235	-
STORSLEY, DARREN	TEACHER	112,108	-
STRAND, DEREK	TEACHER	109,458	-
STROMQUIST, JANET	TEACHER	122,245	2,803
STUBBINGS, ADRIENNE	TEACHER	119,629	29
STURROCK, COLLEEN	TEACHER	112,932	1,950
SUCU, PERIHAN	TEACHER	111,950	75
SUN, WEN DONG	ENTERPRISE SOFTWARE ENGINEER	93,949	28
SURI, HARMADEEP K	TEACHER	88,735	144
SURIYA, SENAKA	TEACHER	111,473	100
SUTHERLAND, MEGAN	TEACHER	110,417	-
SUTLOW, JESSICA MC	TEACHER	88,121	190
SUZUKI, MATTHEW M	TEACHER	85,878	-
SWANSON, JUDITH	EXEC. ASST TO SECRETARY TREASURER	88,775	28
SWAYNE, SHERILYN J	TEACHER	88,135	-
SWENSON, MAIA L	TEACHER	90,741	-

SCHOOL DISTRICT NO. 35 (LANGLEY)
STATEMENT OF FINANCIAL INFORMATION
SCHEDULE OF REMUNERATION AND EXPENSES
FOR THE YEAR ENDED JUNE 30, 2025

		Remuneration	Expenses
SY, GERALD FRANCIS	TEACHER	84,840	115
SYKES, LESLIE	TEACHER	109,582	-
SYKES-YARWOOD, TAMARA SUSAN	TEACHER	77,565	-
SYNYCHYCH, MARTA	TEACHER	112,217	-
SZELL, HARPRIT	TEACHER	75,991	-
SZIGETI, MIKO-MAYA	TEACHER	79,193	-
TADIC, ALEKSANDAR	MANAGER - IT INFRA SEC	110,365	1,396
TAGGAR, KIRNDEEP K	TEACHER	91,486	140
TALEON, ALEXIS	TEACHER	92,595	-
TARASOFF, LEE-ANNE	VICE PRINCIPAL	138,502	24
TASHIN, SPASA	TRADESPERSON (CERTIFIED)	85,622	58
TAYLOR, ANGELIKA	TEACHER	107,898	50
TAYLOR, B REID M	TEACHER	93,020	-
TAYLOR, ROSS W.	TEACHER	118,219	1,232
TERHARDT, MATTHEW	TRADESPERSON (CERTIFIED)	83,541	1,047
TESAN, LEAH	TEACHER	79,578	-
TESAN, THOMAS	TEACHER	89,729	-
THANDI, DEVINDER	TEACHER	113,240	-
THIBAudeau, LISA	TEACHER	114,590	3,445
THIESSEN, ALICIA D	TEACHER	81,140	-
THIESSEN, SUSANNE	TEACHER	80,845	19
THOMAS, DARYL N	TEACHER	104,175	-
THOMAS, DAVID	TEACHER	115,089	-
THOMAS, PATRICK	PRINCIPAL	166,725	12,324
THOMPSON, LEE	TEACHER	110,792	-
THOMPSON, RANDY	TRADES CERTIFIED - ELECTRICIAN	84,498	-
THOMSON, KATHRYN M	TEACHER	95,587	-
THOMSON, MICHELLE	TEACHER	102,272	-
THORNBURN, GWENETH	TEACHER	138,925	3,212
THORNE, SARAH	TEACHER	109,035	-
THORNE, TRACEY	TEACHER	112,510	83
THORPE, PATRICIA D	TEACHER	102,246	270
THRELFALL, LINDSEY A	TEACHER	76,357	53
THUNSTROM, TAELORE LEE	TEACHER	78,845	98
THYGESEN, CHRISTINE	PRINCIPAL	149,715	279
TILLEY, MADISON	TEACHER	79,100	-
TIMMER, SHELBY	TEACHER	90,318	15
TITCHAI, MAITREE	TECHNICAL SUPP SPEC. LEVEL 2	78,389	28
TOCH, KACPER K	TEACHER	80,289	240
TOCOL, LEANNE	TEACHER	110,984	-
TOLNAY, BRIANNA	TEACHER	77,038	-
TORCOLACCI, LYNDSY A	TEACHER	82,466	-
TORGERSOON, REBECCA	TEACHER	102,313	-
TOTOS, NICHOLAS	TRADES FOREMAN - CERTIFIED	91,386	-
TOUZEAU, AMIE	TEACHER	77,477	-
TOUZEAU, MARK	PRINCIPAL	153,609	24
TOUZEAU, MICHAEL KM	TEACHER	100,832	577
TOWLE, JULIANNA R	TEACHER	77,609	-
TOWLE, MICHAEL R	TEACHER	102,197	-
TRABER, JANELLE D	TEACHER	97,041	-
TRAMPLEASURE, JEFFREY	TEACHER	93,241	-
TRAN, HENDERSON	TEACHER	112,694	-
TRATTLE, PAUL	PRINCIPAL	166,280	7,052
TRAVELBEA, AMRITA N	TEACHER	83,966	-
TREDGETT, BRANDI	TEACHER	120,067	52
TRELEAVEN, SARA	TEACHER	109,537	21

SCHOOL DISTRICT NO. 35 (LANGLEY)
STATEMENT OF FINANCIAL INFORMATION
SCHEDULE OF REMUNERATION AND EXPENSES
FOR THE YEAR ENDED JUNE 30, 2025

		Remuneration	Expenses
TREMBLAY, JOANNE	TEACHER	110,327	85
TRENTALANCE, SANDRA	TEACHER	98,632	-
TRESSEL, KATIE	TEACHER	112,068	40
TRESSEL, MATTHEW J	TEACHER	83,712	-
TRIEMSTRA, KRISTIN L	TEACHER	91,376	-
TRIPP, SHARON C	TEACHER	90,091	-
TSANG, TONY	TEACHER	103,543	164
TUCKER, ENZINA	TEACHER	87,739	-
TULLOCH, KIM	TEACHER	108,840	-
TUPPER, DONALD	TEACHER	119,599	-
TURI, DERRICK A	TEACHER	102,439	270
TURPIN, COLLEEN	TEACHER	113,600	-
TWEMLOW, RACHELLE	TEACHER	104,861	-
UNGER, MEGHAN	TEACHER	112,922	-
USHER, DONNA L.	TEACHER	84,996	190
UTHAIKHAIFAR, KEN S	TEACHER	79,876	-
VAN BERGEN, BRIAN	TEACHER	111,961	-
VAN DEVENTER, LEAH	TEACHER	113,417	-
VAN DOOYEWEERT, LISA	TEACHER	102,076	-
VAN HOVE, BREANNA	TEACHER	99,743	79
VAN KREUNINGEN, SHENDAH M	TEACHER	101,295	-
VAN MEER, JOEL D	TEACHER	101,810	-
VANDENBERG, TRAVIS	TEACHER	108,583	151
VANGARDEREN, BRIAN	VICE PRINCIPAL	135,137	2,820
VATERS, CARISSA	TEACHER	106,345	-
VAVRUSKA, LINDA	TEACHER	108,364	138
VEITCH, NATASHA	TEACHER	95,890	-
VELONIS, ATHINA ANNA	TEACHER	91,858	599
VENN, HAILEY K	TEACHER	76,508	-
VERHOVEN, ANDREW S.	TEACHER	80,310	-
VIEFHUES, ELIZABETH	TEACHER	84,906	491
VIGNEAULT, KRISTY	TEACHER	112,729	-
VISSERS-HEIN, BRIANNA	TEACHER	91,780	100
VLEEMING, TRACY	TEACHER	89,001	1,093
VO, GIAO	MANAGER - TECHNICAL SERVICES	123,192	1,510
VONDER MUHLL, ERIN	TEACHER	109,490	79
VUCKOVIC, GORDANA	MANAGER-FACILITIES SERVICES	108,685	1,567
WADDELL, KRISTINE	TEACHER	116,317	-
WAGNER, DARRYL	TEACHER	109,550	1,067
WAGNER, KAREN	MANAGER-ENERGY, ENVIR. & SP PROJ	133,246	-
WALKER, KATIE E	TEACHER	97,152	-
WALL, DEE DEE M L	BUDGET OFFICER	92,727	1,617
WALLACE, BRITTNEY	TEACHER	112,706	81
WALLACE, ELAINE	TEACHER	109,822	-
WALLINGFORD, MARY	TEACHER	109,346	-
WALTHERS, MARNIE	TEACHER	118,901	-
WALTON, JOHN	TEACHER	113,229	-
WARD, CAMERON R	TEACHER	86,108	-
WARE, MICHELE	TEACHER	111,058	-
WARNOCK, STEWART R	TEACHER	90,702	100
WARREN, CAROLYNN	TEACHER	109,466	-
WARREN, EVAN	TEACHER	112,127	-
WARREN, LARRY J	CUSTODIAN 3	76,644	28
WASS, KIERA E	TEACHER	96,789	-
WATT, KATHRYN	TEACHER	112,373	-
WAY, PATRICIA	TEACHER	112,000	-

SCHOOL DISTRICT NO. 35 (LANGLEY)
STATEMENT OF FINANCIAL INFORMATION
SCHEDULE OF REMUNERATION AND EXPENSES
FOR THE YEAR ENDED JUNE 30, 2025

		Remuneration	Expenses
WEBER, JESSICA	TEACHER	95,753	-
WEDAN, WESTON S	TEACHER	99,764	976
WEDGEWOOD, HALEY V	TEACHER	90,345	-
WEISS, CHRISTOPHER M	TEACHER	80,286	1,501
WEISS, KIRK	TEACHER	121,006	956
WEISS, TAYA J.	TEACHER	77,111	98
WEITZEL, LAURA M	TEACHER	100,601	-
WEJR, CHRIS	PRINCIPAL	158,249	480
WELFORD, DEANNA	TEACHER	111,833	50
WELLIVER, MARGARET LAURELL	TEACHER	111,950	-
WELLS, ALYSSA	TEACHER	79,888	-
WELSH, STEPHEN	MANAGER-DATA & ANALYTICS	98,754	1,801
WEN, SANDRA HSIN-YU	TEACHER	102,280	100
WENDELL, KATTIA	TEACHER	109,458	-
WERGELAND, CYNTHIA	TEACHER	88,680	-
WESLOWSKI, JENNIFER	TEACHER	105,558	260
WETTSTEIN, LORI	TEACHER	109,458	50
WEWALA, HISHAAM AMAAD	TEACHER	78,504	-
WHENHAM, HILARY M	TEACHER	84,656	-
WICKERSON, ANDREW G	TEACHER	80,348	-
WIEBE, ALFRED	TEACHER	111,881	-
WILK, DIANA	PRINCIPAL	158,249	75
WILKIE, CANDACE	TEACHER	109,397	-
WILKIE, CHRISTOPHER	TEACHER	108,987	-
WILKINSON, TAMMY	COMMUNITY SCHOOL COORDINATOR	100,750	1,562
WILLIAMS, JENNIFER	TEACHER	112,023	1,000
WILLIAMS, MATT	CHIEF INFO AND TECH OFFICER	180,823	4,410
WILLIAMSON, BETHANY L	TEACHER	78,738	208
WILLIAMSON, SHELLY	TEACHER	109,555	-
WILSON, STEVEN	TEACHER	110,082	-
WILSON, TIMOTHY W	TEACHER	104,125	-
WINQUIST, GABRIELLE	TEACHER	109,492	-
WITZKE, LAURA	TEACHER	76,970	50
WOELDERS, DANIEL	PRINCIPAL	159,386	2,569
WOELDERS, MICHAEL	TEACHER	112,496	-
WOJAK, KARI LEIGH	TEACHER	77,272	-
WOLSKI, KIMBERLEY	TEACHER	102,795	1,080
WONG, CANDICE	TEACHER	115,598	199
WONG, CLARA	TEACHER	112,111	-
WONG, KAREN	TEACHER	88,911	-
WONG, SHING YAN	TEACHER	88,413	-
WORMALD, NICOLE	HOMESTAY COORDINATOR-ISP	82,638	1,707
WOZNEY, JOHANNA CHRISTINE	VICE PRINCIPAL	144,251	40
WRIGHT, JAMESON	TEACHER	117,928	-
WRIGHT, KIMBERLY	TEACHER	112,648	-
WYSE, MARK	TEACHER	109,387	-
YANG, TSUNG SHENG	TEACHER	107,360	-
YAO, YUNHUI	TEACHER	78,131	-
YEO, DEBORAH	TEACHER	112,182	275
YI, JU YOUNG	TEACHER	75,810	-
YOO, YE NI	TEACHER	89,347	100
YOON, HAYLEY HA EUN	TEACHER	76,616	21
YOON, SEI YOUN	TEACHER	100,637	-
YOUNGER, AMANDA N	TEACHER	82,761	-
YOUSSAB, CARINE AL	TEACHER	95,289	-
YTSMA, KIMBERLEY A	TEACHER	89,436	100

SCHOOL DISTRICT NO. 35 (LANGLEY)
STATEMENT OF FINANCIAL INFORMATION
SCHEDULE OF REMUNERATION AND EXPENSES
FOR THE YEAR ENDED JUNE 30, 2025

		Remuneration	Expenses
YUEN, SEE WAI FAITH	TEACHER	75,772	2,059
YULE, VICTORIA A	TEACHER	80,420	-
YUN, LENNY	TEACHER	109,407	-
YURIKOVA, ANNA	TEACHER	95,893	-
ZADRAN, HOSHA	TEACHER	102,355	-
ZAMKO, KARLY MARIE	TEACHER	85,944	-
ZARAGOZA, LINDSEY M	TEACHER	76,191	-
ZARIN, NATASHA M	TEACHER	93,802	538
ZAZELENCHUK, MEGAN	SR MGR HEALTH WELLNESS & SAFETY	137,420	2,781
ZHANG, BING	TEACHER	80,396	-
ZHANG, MEI	TEACHER	117,970	100
ZIELKE, MATT	TRADES CERTIFIED - ELECTRICIAN	82,373	-
ZONNEVELD, ADAM	TEACHER	88,119	-
ZWIERS, TIMOTHY E	TEACHER	78,161	-
ZWIRN, MITCHELL	TEACHER	107,241	-
ZYGOURAS, SPIROS	TEACHER	92,549	-
ZYRA, KAROLINA	TEACHER	118,435	-
Total Employees Exceeding \$75,000		166,850,934	902,000
Total Employees Equal to or Less Than \$75,000		100,022,128	1,244,280
Total Employees (excluding elected officials)		266,873,062	2,146,280
Consolidated Total (including elected officials)		\$ 267,109,874	\$ 2,170,062

Total Employer Premium for Canada Pension Plan and Employment Insurance

\$ 16,507,162

Prepared as required by Financial Information Regulation, Schedule 1, section 6

* Includes travel expenses for International Student Recruitment

SCHOOL DISTRICT NO. 35 (LANGLEY)
STATEMENT OF FINANCIAL INFORMATION
EXPLANATION OF DIFFERENCES TO AUDITED FINANCIAL STATEMENTS
FOR THE YEAR ENDED JUNE 30, 2025

The salaries paid to employees as well as the payments disbursed to suppliers for goods and services and employee benefit premiums are disclosed on the audited financial statements as expenses, net revenues, capitalized costs or changes in accounts receivable and accounts payable.

The differences between the audited financial statements (Statement 2 – Statement of Operations) and the combined totals of the Schedule of Remuneration and Expenses and the Schedule of Payments Made for the Provision of Goods and Services are primarily as follows:

- *Taxable benefits are included in the Remuneration column of the Schedule of Remuneration and Expenses. The same amount is included in the Schedule of Payments Made for the Provision of Goods and Services for payments made to benefit carriers.*
- *Accruals made at year-end for certain supplier costs and future employee benefits.*
- *Expenditures recovered from external organizations.*
- *Payments made to District-operated schools.*
- *Internal departmental charge-outs and surcharges.*